


# MITSUBOSHI BELTS CATALOG





# MAXSTAR POWER V-BELTS



## MITSUBOSHI A & B Conventional V-belts VS. Competitor's

A Section Belt	MAXSTAR POWER	Competitors	
Top Width	12.5mm	11.8mm	12.1mm
Thickness	9.0mm	8.8mm	9.1mm
Fabric	Cotton/PET	Cotton/PET	Cotton/Nylon
COF (coefficient of friction)	1.30 $\mu$	1.52 $\mu$	1.65 $\mu$
Tensile Strength	11.2kN	6.3kN	10.6kN

B Section Belt	MAXSTAR POWER	Competitors	
Top Width	16.5mm	15.6mm	
Thickness	10.9mm	10.8mm	
Fabric	Cotton/PET	Cotton/PET	
COF (coefficient of friction)	1.29 $\mu$	1.56 $\mu$	
Tensile Strength	14.7kN	8.5kN	

# MAXSTAR POWER V-BELTS

Using aramid tensile cords in our **NEW MAXSTAR POWER V-belts** create a belt that provides longer durability with less abrasion when compared to standard belts.

## CLUTCHING COVER FABRIC

Reduces friction and heat buildup under shock loads and slippage with abrasive and puncture-resistant bareback (non-rubber) double layer fabric cover.

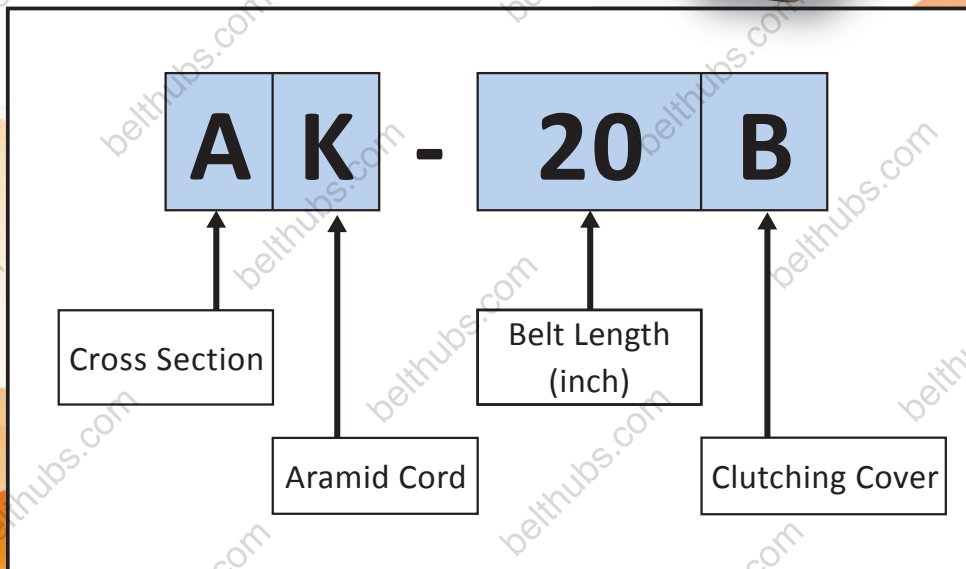

## FIBER REINFORCED CHLOROPRENE

Oil and heat resistant rated for 180°F outperforms other rubbers in harsh operating conditions.

## CORD REINFORCEMENT LAYER

Special high modulus rubber designed to support the cords to create even tension distribution across all cords.

## Meets ARPM Antistatic properties



**Sizes available  
up to 270 inches**












# Safety Precautions

Please read all the warnings!








- Please take all necessary precautions when using our products. Also, Please review relevant product catalog and design documents, etc. Significances of safety precautions are categorized as follows:

Signs	 <b>Danger</b>	 <b>Warning</b>	 <b>Caution</b>
Meanings	Imminently causing death or severe injury to the user who misuses products.	Possibly causing death or severe injury to the user who misuses products.	Possibly causing personal injury or property damage if misused.





## Power Transmission Products

Application	
 <b>Danger</b>	<ul style="list-style-type: none"> <li>● If you expect that the system will run idle, run free, or stop due to break of the belt, please provide an extra safety device. Otherwise, you will be at high risk for death or serious injuries.</li> <li>● Do not use a belt as a lifting or towing tool. Otherwise, you will be at high risk for death or serious injuries by fall or collision of lifted objects due to break of the belt.</li> </ul>
 <b>Warning</b>	<ul style="list-style-type: none"> <li>● If you expect that static electricity will come from the power transmission belt system, set a neutralization apparatus in the system. Otherwise, you might die or suffer serious injuries by fire or malfunction of the controller due to such static electricity.</li> </ul>
 <b>Caution</b>	<ul style="list-style-type: none"> <li>● Do not use a belt as an insulator. Otherwise, you might suffer injuries by an electric shock, etc. Contact us for information on insulation properties, which vary by belt type.</li> <li>● For a belt that touches food directly, use one that complies with the applicable food hygiene law of your country. Use of belt which does not comply with the law, might cause health hazard due to transfer of toxic substances such as oil from the belt to foods, to the end customers who have had the foods.</li> <li>● Do not modify a belt, or its quality and performance can deteriorate and you might suffer injuries.</li> </ul>
Function & Performance	
 <b>Caution</b>	<ul style="list-style-type: none"> <li>● Do not use a belt beyond "its capacity" or outside "the scope of application" specified by the catalog and design documents, etc. Such use can cause premature failure of the belt, and you might suffer injuries.</li> <li>● If water, oil, chemical, paint, dust, etc. sticks to a belt or pulley, its power transmission could deteriorate and the belt may fail earlier, and you might suffer injuries.</li> <li>● A synchronous (toothed) belt may make louder noise during high-speed rotation. If this occurs, use a sound proof cover.</li> </ul>
Storage & Transportation	
 <b>Warning</b>	<ul style="list-style-type: none"> <li>● To store a heavy belt, use a suitable jig or stopper to prevent accidents such as belt toppling or tumbling. If a heavy belt toppled or tumbled, you might die or suffer serious injuries by being caught between the belt and the floor.</li> </ul>
 <b>Caution</b>	<ul style="list-style-type: none"> <li>● Use suitable equipment to carry/handle a heavy belt or pulley. Otherwise, you may suffer back injury.</li> <li>● Do not put weight on or bend a belt forcibly to carry or store it. Otherwise, it will produce defects or scratches to the belt, resulting in damage, and you might suffer injuries.</li> <li>● Store the belt in low humidity and within a temperature range of -10°C to 40°C. Do not expose belts to direct sunlight. Otherwise, you might have a difficulty in incorporating the belt appropriately into the intended portion due to its contraction or loosening.</li> </ul>
Mounting & Operation	
 <b>Danger</b>	<ul style="list-style-type: none"> <li>● Install a safety cover over any rotating components including belt or pulley. Otherwise, your hair, gloves and clothing can become entangled in the belt or pulley and you will be at high risk for death or serious injuries. If a belt or pulley breaks, you will be at high risk for injuries by fragments.</li> </ul>
 <b>Caution</b>	<ul style="list-style-type: none"> <li>● Make proper adjustment to system in accordance with the parallelism tolerance and degree of eccentricity specified in the relevant catalog etc. Misalignment of the pulleys can damage the belt and result in flange failure, and you might suffer injuries.</li> <li>● Do not cut a belt while tension is applied, otherwise the belt may burst out and cause personal injury.</li> <li>● Make sure the belt is properly set into the pulley groove before use. Improper application of a belt may cause its premature failure or personal injury.</li> <li>● The belt and the pulley may be extremely hot after the operation. Allow them to cool down sufficiently before touch. Otherwise, you may get burned.</li> <li>● Apply the appropriate belt tension as specified in the relevant catalog and design documents, etc. Inappropriate tension could result in damage of the belt and shaft.</li> <li>● Take the following precautions to modify the pulley in use:               <ol style="list-style-type: none"> <li>1) Remove burrs and maintain proper pulley angle;</li> <li>2) Secure accurate dimensions after modification;</li> <li>3) Maintain the pulley strength after modification.</li> </ol>               Otherwise, such non-fulfillment could cause damage of the belt or pulley or you might suffer damages.             </li> <li>● Before assembling the flange with the pulley, make sure there is no foreign material between the pulley and the flange. Fasten the flange with a caulking tool. The flange may come off when it is not correctly installed.</li> </ul>
Maintenance, Checking & Replacement	
 <b>Danger</b>	<ul style="list-style-type: none"> <li>● Take the following precautions to maintain, inspect and/or replace a belt or pulleys. Otherwise, you will be at high risk for death or serious injuries by being entangled in the belt and/or pulley.               <ol style="list-style-type: none"> <li>1) Turn off power and wait until the belt and pulley have stopped completely.</li> <li>2) Secure machinery so that it may not move during belt removal.</li> <li>3) Make sure that the machine will not unintentionally be turned on during work.</li> </ol> </li> </ul>
 <b>Caution</b>	<ul style="list-style-type: none"> <li>● Use the same type of belts or pulleys as those originally used. Use of a different type may cause premature failure, and you might suffer injuries.</li> <li>● Loosen the belt tension when changing belts. Do not force or stretch a belt over the flange. Do not use a screw driver or other sharp objects when replacing the belt as this might result in damage.</li> <li>● For the multiple belt drive, always change all belts at the same time. Failure to do so may shorten the service lives of the belts or cause personal injury.</li> </ul>
Handling of Used items	
 <b>Warning</b>	<ul style="list-style-type: none"> <li>● Do not burn belt within a closed space, or hazardous gas can be produced, and you might die or suffer serious injuries by toxicosis.</li> </ul>
 <b>Caution</b>	<ul style="list-style-type: none"> <li>● Do not burn belt even in an airy place, or hazardous gas can be produced and you might suffer injuries by toxicosis.</li> </ul>









## Plastic Conveyor Belts

Application	
 <b>Danger</b>	● Do not use a belt as a lifting or towing tool. Otherwise, you will be at high risk for death or serious injuries by fall or collision of lifted objects due to break of the belt.
 <b>Warning</b>	● To convey unpackaged food, use a belt that complies with the applicable food hygiene law of your country. Use of belt which does not comply with the law, might cause health hazard to the customers who have had the foods, due to contamination of foods by toxic substances.
Function & Performance	
 <b>Caution</b>	● Do not use a belt beyond "its capacity" or outside "the scope of application" specified by the catalog, etc. Such use can cause premature failure of the belt, and you might suffer injuries.
Storage & Transportation	
 <b>Warning</b>	● To store a large plastic conveyor belt, use a suitable tool or fixture to prevent accidents such as belt toppling or tumbling. If a large plastic conveyor belt toppled or tumbled, you might die or suffer serious injuries by being caught between the belt and the floor.
 <b>Caution</b>	● Use suitable equipment to carry/handle large plastic conveyor belts. Otherwise, you may suffer back injury. ● Do not put weight on or bend a belt forcibly to carry or store it. Otherwise, it will damage the belt and result in system failure, and you might suffer injuries.
Mounting & Operation	
 <b>Danger</b>	● Turn off power of the conveyor and related systems and wait until the whole systems have stopped completely before installing and/or inspecting the plastic conveyor belt. Otherwise, you will be at high risk for death or serious injuries by being entangled in the systems. ● Install a safety cover over any rotating components including belt or pulley. Otherwise, your hair, gloves and clothing can become entangled in the belt or pulley and you will be at high risk for death or serious injuries.
Installation Works	
 <b>Warning</b>	● Solvent and adhesive for endless joint is flammable. No open flames are allowed during operation. Otherwise you might die or suffer serious injuries by fire. ● During endless joint, the work site should be well-ventilated. And solvent and adhesive for endless joint should be put in proper place after operation. Otherwise you might die or suffer serious injuries by toxicosis of volatiles. ● Do not put solvent and adhesive for endless joint on work site if installation of the belt and gas cutting or electric welding are done at the same time. Otherwise spark from gas cutting machine or electric welding machine ignite solvent and adhesive, and you might die or suffer serious injuries by fire. ● Belt is flammable product, so install a safety cover over belt and system during your operation of gas cutting or electric welding. If belt is exposed, spark from gas cutting machine or electric welding machine ignite the belt, and you might die or suffer serious injuries by fire.

## Engineering Plastic Products

Application	
 <b>Warning</b>	● Do not use the product for medical purposes, such as transplantation or in such a way that it touches bodily fluids or tissues. Otherwise, you might die or suffer serious injuries.
Storage & Transportation	
 <b>Warning</b>	● To store a heavy product, use a suitable jig or stopper to prevent accidents such as product toppling or tumbling. If a heavy product toppled or tumbled, you might die or suffer serious injuries by being caught between the product and the floor. ● Store products on a flat shelf or pallet that won't bend under product weight. A pile of products on an uneven place could slip, collapse or topple by gravity, and you might die or suffer serious injuries by being caught between the product and the floor. ● Do not rub products against insulators such as paper, cloth, and plastic. Otherwise static electricity may spark, and you might die or suffer serious injuries by fire or bungle.
 <b>Caution</b>	● Do not burn product even in an airy place, or hazardous gas can be produced and you might suffer injuries by toxicosis.
Cutting Work	
 <b>Caution</b>	● To prevent over heating, use air, cutting oil or a sharp cutting tool, and adjust its feed speed. Product may break up due to partial heat generated by forced processing, and you might suffer injuries. Pay special attention to bore processing which generates heat easily. ● Fix the product firmly, taking care not to deform materials. As the product is less elastic than metal, it could deform and come off the chuck, scattering materials, and you might suffer injuries if it doesn't fit properly on the processing machinery.

## Couplings

Application	
 <b>Danger</b>	● If you expect that the system will run idle, run free, or stop due to break of the coupling, please provide an extra safety device. Otherwise, you will be at high risk for death or serious injuries.
Function & Performance	
 <b>Caution</b>	● Do not use a belt beyond "its capacity" or outside "the scope of application" specified by the catalog and design documents, etc. Such use can cause premature failure of the coupling, and you might suffer injuries.
Storage & Transportation	
 <b>Warning</b>	● To store a large coupling, use a suitable jig or stopper to prevent accidents such as coupling toppling or tumbling. If a large coupling toppled or tumbled, you might die or suffer serious injuries by being caught between the coupling and the floor.
 <b>Caution</b>	● Use suitable equipment to carry/handle a large coupling. Otherwise, you may suffer back injury.
Mounting & Operation	
 <b>Danger</b>	● Install a safety cover over any rotating components including the coupling. Otherwise, your hair, gloves and clothing can become entangled and you will be at high risk for death or serious injuries. If a coupling breaks, you will be at high risk for injuries by fragments. ● Install the coupling securely. Otherwise, you might get hit by the coupling and/or its fragments which might pop out and will be at high risk for death or serious injuries. ● Take the following precautions to maintain, inspect and/or replace coupling. Otherwise, you will be at high risk for death or serious injuries by being entangled. 1) Turn off power and wait until the machine have stopped completely. 2) Secure machinery so that it may not move during coupling removal. 3) Make sure that the machine will not unintentionally be turned on during work. ● After installation of the coupling, make sure the bolts and/or tools are not left on machine before starting the machine. Otherwise, you might get hit by the bolts or tools which might pop out and will be at high risk for death or serious injuries.
 <b>Caution</b>	● Use the same type of couplings as those originally used. Use of a different type of coupling may cause premature failure, and you might suffer injuries. ● Make proper adjustment to system in accordance with the parallelism tolerance and degree of eccentricity specified in the relevant catalog etc. Misalignment may cause premature failure or displacing, and you might suffer injuries.
Handling of Used items	
 <b>Warning</b>	● Do not burn coupling within a closed space, or hazardous gas can be produced, and you might die or suffer serious injuries by toxicosis.
 <b>Caution</b>	● Do not burn coupling even in an airy place, or hazardous gas can be produced and you might suffer injuries by toxicosis.

## CONTENTS

**Safety Precautions** ..... **P1,2**

**1. Power Transmission Belts  
and Related Products** ..... **P4 ~ 72**

**2. Conveyor Belts** ..... **P73 ~ 87**



# 1. Power Transmission Belts and Related Products

Application Examples .....	P5, 6
Lineup of Belts and Related Products .....	P7, 8
Industrial Power Transmission Product Selection Chart .....	P9,10

## I Synchronous Power Transmission

### Round Tooth Timing Belt

Belt Type, Dimensions & Product Code .....	P12
SUPER TORQUE G&U .....	P13~17
SUPER TORQUE Timing Pulley.....	P18
MEGA TORQUE G&U .....	P19,20
MEGA TORQUE GII/GIIP.....	P21
MEGA TORQUE EX.....	P22
GigaTorque GX.....	P23

H Series .....	P24
----------------	-----

### Trapezoidal Tooth Timing Belt

Belt Type, Dimensions & Product Code .....	P25
Timing Belt G .....	P26~28
Timing Belt U .....	P29~31
Long-span Timing Belt .....	P32
FREESPAN™ Belt .....	P33, 34
Timing Pulley .....	P35, 36

## II Frictional Force Power Transmission

### Conventional V-belts

Wrapped Type/Raw Edge Cogged Type .....	P38~41
Conventional V-belts Banded .....	P42, 43
TRIPLEX Rawedge Cogged Banded .....	P44
MAXSTAR WEDGE V-belts	
Wrapped Type/Raw Edge Cogged Type .....	P45
Multi MAXSTAR WEDGE.....	P46, 47
Multi MAXSTAR WEDGE SUPREME.....	P48
SUPER WEDGE II .....	P49, 50
Narrow V-belts	
Wrapped Type/Raw Edge Cogged Type .....	P51
FHP V-belt .....	P52

SUPER KB.....	P53
Hexagonal V-belt.....	P54
Perforated V-rope.....	P55
SUPER VS (Variable Speed Belt).....	P56
RIBSTAR G (Rubber V-ribbed Belt).....	P57
RIBSTAR U (Polyurethane V-ribbed Belt).....	P58
FLEXSTAR Belt .....	P59
FLEXSTAR Belt J .....	P60
POLYMAX.....	P61
MB Belt.....	P62
STARROPE/SUPER STARROPE	
Plain V-rope/Plain Hexagonal-rope .....	P63


## III Direct Connected Power Transmission

HYPERFLEX™ Coupling.....	P66
TSCHAN® Coupling Nor-Mex® .....	P67, 68
TSCHAN® Coupling S.....	P69

## IV Troubleshooting for Power Transmission Products

For Timing Belt .....	P71
For V-belt.....	P72


# Synchronous Power Transmission & Direct Connected Power Transmission



Polisher (SUPER TORQUE)



Large Knitting Machine (SUPER TORQUE)



Copier (Polyurethane Timing Belt)

## Application Example


# Frictional Force Power Transmission



Heavy Duty Polisher (MAXSTAR WEDGE V-belt)




Combine (V-belt for Agricultural Machinery)




Food Processor (RIBSTAR)







Generator (HYPERFLEX™ Coupling)




Plastic Card Vender (Polyurethane Timing Belt)



Packaging Machine (Polyurethane Double Timing Belt)




Large Industrial Robot (FREESPAN™ Belt)



Dryer (V-belt)















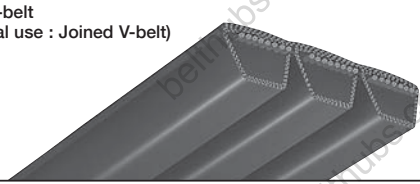





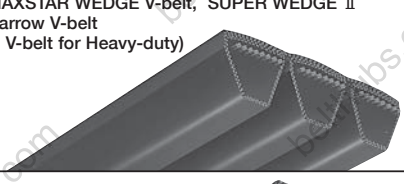


NC Lathe (RIBSTAR)





NC Lathe (Multi-POLYMAX)


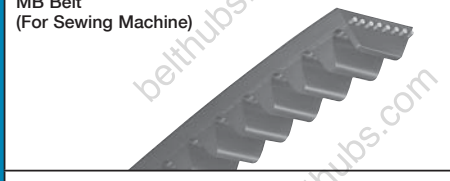




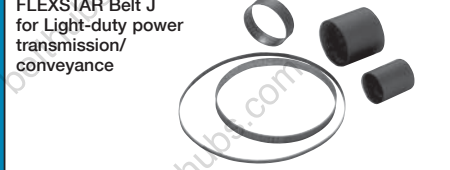
\* To show the application examples clearly, safety covers are removed in the pictures on this page.  
Always put on the safety covers when in use.

	Product Name & Application
Timing Belt	<p><b>SUPER TORQUE</b> (General use)</p> 
	<p><b>MegaTorque G</b>    <b>MegaTorque U</b> <b>MegaTorque GII/GII P</b> (Heavy-duty use)</p> 
	<p><b>MegaTorque EX</b> High positioning accuracy High speed drive</p> 
	<p><b>GigaTorque GX</b> (Ultra Heavy-duty)</p> 
	<p>Timing Belt G (Rubber belt)</p> 
	<p>Timing Belt U (Polyurethane belt)</p> 
	<p>Rubber Timing Belt H-Series</p> 
Timing Pulley	<p>Long-span Timing Belt (Endless &amp; Open-End)</p> 
	<p>Timing Pulley</p> 
Coupling	<p>HYPERFLEX™ Coupling</p> 
	<p>TSCHAN® Coupling S Series and Coupling Nor-Mex®</p> 

	Product Name & Application
Wrapped Belt	<p>Conventional V-belt (General use)</p> 
	<p>Multi V-belt (General use : Joined V-belt)</p> 
	<p>Strong &amp; Thin Wrapped V-belt (Agricultural use)</p> 
	<p>FHP V-belt Agricultural use</p> 
	<p>MAXSTAR POWER™ Series (Heavy-duty use)</p> 
	<p>SUPER KB (Agricultural use, Washer and Dryer)</p> 
	<p>MAXSTAR WEDGE V-belt Narrow V-belt (Heavy-duty use)</p> 
	<p>Multi MAXSTAR WEDGE V-belt, SUPER WEDGE II Multi Narrow V-belt (Joined V-belt for Heavy-duty)</p> 
	<p>Perforated V-rope</p> 
	<p>Hexagonal V-belt</p> 

※"TSCHAN" and "Nor-Mex" are registered trademarks of RINGFEDER POWER TRANSMISSION TSCHAN GMBH.

Product Name & Application	
<b>Raw Edge Belt</b>	<b>Raw Edge Cogged V-belt</b> (Narrow Type, Metric Size) 
	<b>Raw Edge Cogged V-belt</b> <b>TRIPLEX</b> (Standard Type, Inch Size) 
	<b>SUPER VS</b> (Variable Speed Belt) 
<b>V-ribbed Belt</b>	<b>RIBSTAR G</b> (Rubber) 
	<b>RIBSTAR U</b> (Polyurethane) 

Product Name & Application	
<b>Polyurethane Belt</b>	<b>POLYMAX</b> (Wide-angle Polyurethane V-belt) 
	<b>MB Belt</b> (For Sewing Machine) 
	<b>STARROPE &amp; SUPER STARROPE</b> (Polyurethane Round Rope) 
	<b>Plain V-rope &amp; Plain Hexagonal-rope</b> (Polyurethane Rope) 
	<b>FREESPAN™ Belt</b> Polyurethane Timing Belt 
<b>Flat Belt</b>	<b>FLEXSTAR</b> 
	<b>FLEXSTAR Belt J</b> for Light-duty power transmission/conveyance 

# Industrial Power Transmission Product Selection Chart

How much slip can you allow?

How do you want to use it?

What features do you need?

Slip Tolerance	Drive Classification	Applications	Type of Belt / Pulley		Features	Mitsubishi Products Lineup for Power Transmission Belts					
			Material	Tooth Shape or Form		Product Name	No	Type			
No slip allowed	Synchronous Power Transmission	Timing Belt	Rubber	Round tooth	High power transmission, heat resistance, water resistance, flex fatigue resistance	SUPER TORQUE G	1	S2M·S3M·S5M			
					General use (for motor drive)	SUPER TORQUE G	2	S8M·S14M			
					General use	Round tooth	Multi-pulley, double-sided drive	SUPER TORQUE G Double Teeth	3	DS3M·DS5M·DS8M·DS14M	
							Long-span drive	SUPER TORQUE G (Long-span Open-End Type)	4	S2M·S3M·S5M·S8M·S14M	
							Synchronous transportation	SUPER TORQUE G (Long-span Endless Type)	5	S8M·S14M	
							Low-speed, high-torque use	MEGA TORQUE G	6	MTS5M·MTS8M·MTS14M	
							High torque use	MEGA TORQUE G II	7	MTS8M, MTS14M	
							High precision positioning	MEGA TORQUE EX	8	MTS3M, MTS5M	
							High power transmission, heat, water and flex fatigue resistance	H Series Timing Belt	9	H8M, H14M	
							Heavy duty power transmission	Giga Torque GX	10	G8M, G14M	
		Timing Belt	Thermo-setting polyurethane	Trapezoidal tooth	Synchronous Power transmission	Timing Belt G	11	MXL·XL·L·H·XH·XXH			
					Multi-pulley, double-sided drive	Timing Belt G Double Teeth	12	DMXL·DXL·DL·DH			
					Long-span drive	Timing Belt G (Long-span Open-End Type)	13	MXL·XL·L·H			
					Synchronous transportation	Timing Belt G (Long-span Endless Type)	14	L·H·XH·XXH			
					General use	Thermo-plastic polyurethane	Round tooth	Clean drive	SUPER TORQUE U	15	S2M·S3M
								Long-span drive	SUPER TORQUE U (Long-span Open-End Type)	16	S2M·S3M
								Low-speed, high-torque use	MEGA TORQUE U	17	MTS8M
								Accurate positioning	Timing Belt U	18	T80
								Accurate positioning	Timing Belt U	19	T5·T10·AT5·AT10·XL·L
								Multi-pulley, double-sided drive	Timing Belt U Double Teeth	20	DT5·DT10
V-belt	Rubber	Raw Edge Cogged	Standard	Long-span drive	Timing Belt U (Long-span Open-End Type)	21	T80·XL·L·T5·T10				
				Synchronous transportation	Timing Belt U (Long-span Open-End Type)	22	HTD5M·HTD8M·HTD14M				
				Less thickness	Light-duty use, compact design	SUPER KB	24	3LK·4LK·5LK			
				Standard	General use	Conventional V-belt	25	M·A·B·C·D·E			
				Narrow width	Heavy-duty use, compact design	MAXSTAR WEDGE V-belt	26	3V·5V·8V			
					Anti-vibration	Multi MAXSTAR WEDGE	27	R3V·R5V·R8V			
				Less thickness	Shock-load resistance	SUPER WEDGE II	28	5VK·8VK			
					Narrow V-belt	Narrow V-belt	29	SPZ·SPA·SPB·SPC			
				Standard	Heat resistance, flex resistance	Orange Label	30				
					Heat resistance, flex resistance	Gold label	31	LA·LB·LC			
Narrow width	Heat resistance, flex resistance, anti-vibration	SUPER AG-X	32								
	High power transmission	MAXSTAR POWER™	33	A/HA·B/HB·HB·HBK							
Less thickness	Low contraction	MAXSTAR POWER™ Narrow	34	SPZ·SPA·SPB·SPC							
	High power transmission	Orange Label Cogged V-belt	35								
Standard	High power transmission	SUPER AG-COG 4	36	LA·LB·LC							
	Low contraction	SUPER AG-COG 20	37								
Narrow width	High power transmission	TRIPLEX	38	AX·BX·CX							
	High power transmission	Multi TRIPLEX	39	RAX·RBX·RCX							
Variable speed	High power transmission	MAXSTAR WEDGE SUPREME	40	3VX·5VX							
	High power transmission	Multi MAXSTAR WEDGE SUPREME	41	R3VX·R5VX							
Wide-angle	High-speed revolution, compact design	Narrow Cogged V-belt	42	SPZX·SPAX·SPBX·SPCX							
	High-speed revolution, anti-vibration	Conventional V-belt	43	M·A·B·C							
Cogged type	Light-duty, clean drive	AGVS	44	HL·HM							
	High-speed revolution, compact design	POLYMAX	45	3M·5M·7M·11M							
Cord core flat type	High-speed revolution, anti-vibration	Multi POLYMAX	46	R5M·R7M·R11M							
	High-speed drive, compact design	MB Belt	47	MB							
Thin Flat Belt	Rubber	Cord core flat	High-speed drive, compact design	FLEXSTAR Belt	48	FL·FM·FH·FLEG·FLG·FLE·FMG·FHG					
			Good driving stability, compact design, maintenance-free	FLEXSTAR Belt J	49	J8GC1, J8GC2, J8GC5					
V-Ribbed Belt	Polyurethane	V-ribbed	Flex resistance, high power transmission, high-speed revolution	RIBSTAR G	54	HB					
			Flex resistance, high-speed revolution	RIBSTAR U	56	HB·JT·JBT·J					
Round Belt (Square Belt)	Rubber	Hexagonal	Multi-pulley, double-sided drive	HEXAGONAL V-belt	57	AA·BB·CC					
			Adjustable belt length	Perforated V-belt	58	M·A·B·C					
Polyurethane	Round rope	V rope	Light-duty use	STARROPE	59	Φ2~Φ10·Φ12·Φ15					
			Adjustable belt length, processed joint	SUPER STARROPE	60	Φ2~Φ10·Φ12·Φ15					
Cast Iron	Hexagonal rope	Hexagonal rope	Adjustable belt length, processed joint	Plain V-rop	61	M·A·B					
			Shock absorption, anti-vibration	Plain Hexagonal-rope	62	AA·BB					
Direct Connected Power Transmission	Coupling	Steel	Flexible, Direct Connected Power Transmission	NOR-MEX®	63	G·FG·LG·E·FE·LE					
			Shock absorption, anti-vibration	S	64	S·SV·SX·SZ					
				HyperFlex™ Coupling	65	MT·MH					

# Selecting Power Transmission Belts and Related Products

A wide range of products are available at Mitsubishi to suit your needs. Refer to the following property chart when selecting belts.

Excellent ..... ●  
 Good ..... ○  
 Caution needed when in use ..... ▲  
 Not suitable ..... -  
 No Sign

No	Application Properties												Environmental Properties										No
	High power-transmission	Compact-design	Flexibility	High-Speed drive	Multi-Pulley	Joint processing	Smooth operation	Continuous speed change	Back side drive	Back side tensioner	Misalignment	Frequent start & stop	Heat resistance	Cold resistance	Water resistance	Oil resistance	Acid resistance	Alkali resistance	Ozone resistance	Weather resistance	Noise	Vibration	
1	●	●	●	●	-	-	●	-	-	▲	-	-	-	-	-	-	-	-	-	-	-	-	1
2	●	●	●	●	-	-	●	-	-	▲	-	-	-	-	-	-	-	-	-	-	-	-	2
3	●	●	●	●	●	-	-	●	-	▲	-	-	-	-	-	-	-	-	-	-	-	-	3
4	●	●	●	●	-	-	-	-	-	▲	-	-	-	-	-	-	-	-	-	-	-	-	4
5	●	●	●	●	-	-	-	-	-	▲	-	-	-	-	-	-	-	-	-	-	-	-	5
6	●	●	●	●	-	-	-	-	-	▲	-	-	●	●	-	-	-	-	-	-	●	-	6
7	●	●	●	●	-	-	●	-	-	▲	-	-	●	●	-	-	-	-	-	-	●	-	7
8	●	●	●	●	-	-	●	-	-	▲	-	-	-	-	-	-	-	-	-	-	-	-	8
9	●	●	●	●	-	-	●	-	-	▲	-	-	-	-	-	-	-	-	-	-	-	-	9
10	●	●	●	●	-	-	●	-	▲	▲	-	-	●	●	-	-	-	-	-	-	●	-	10
11	●	●	●	●	-	-	-	-	-	▲	-	-	-	-	-	-	-	-	-	-	-	-	11
12	●	●	●	●	●	-	-	●	-	▲	-	-	-	-	-	-	-	-	-	-	-	-	12
13	●	●	●	●	-	-	-	-	-	▲	-	-	-	-	-	-	-	-	-	-	-	-	13
14	●	●	●	●	-	-	-	-	-	▲	-	-	-	-	-	-	-	-	-	-	-	-	14
15	●	●	●	●	-	-	●	-	-	▲	-	-	▲	-	●	▲	▲	-	-	-	-	-	15
16	●	●	●	●	-	-	-	-	-	▲	-	-	▲	-	●	▲	▲	-	-	-	-	-	16
17	●	●	●	●	-	-	-	-	-	▲	-	-	▲	-	●	▲	▲	-	-	-	-	-	17
18	●	●	●	●	-	-	●	-	-	▲	-	-	▲	-	●	▲	▲	-	-	-	-	-	18
19	●	●	●	●	-	-	-	-	-	▲	-	-	▲	-	●	▲	▲	-	-	-	-	-	19
20	●	●	●	●	●	-	-	-	-	▲	-	-	▲	-	●	▲	▲	-	-	-	-	-	20
21	●	●	●	●	●	●	-	-	-	▲	-	-	▲	-	●	▲	▲	-	-	-	-	-	21
22	●	●	●	●	-	-	●	-	-	▲	-	-	▲	-	●	▲	▲	-	-	-	-	-	22
23	●	●	●	●	-	-	●	-	-	▲	-	-	▲	-	●	▲	▲	-	-	-	-	-	23
24	●	●	●	●	-	-	-	-	●	-	-	-	-	-	-	-	-	-	-	-	-	-	24
25	●	●	●	●	-	-	-	-	-	-	●	-	-	-	-	-	-	-	-	-	-	-	25
26	●	●	●	●	-	-	-	-	-	-	●	-	●	-	-	-	-	-	-	-	-	-	26
27	●	●	●	●	-	-	-	-	-	-	●	-	●	-	-	-	-	-	-	-	●	●	27
28	●	●	●	●	-	-	-	-	-	-	●	-	●	-	-	-	-	-	-	-	●	-	28
29	●	●	●	●	-	-	-	-	-	-	●	-	●	-	-	-	-	-	-	-	-	-	29
30	●	●	●	●	-	-	-	-	-	●	●	-	●	-	-	-	-	-	-	-	-	-	30
31	●	●	●	●	-	-	-	-	-	●	●	-	●	-	-	-	-	-	-	-	-	-	31
32	●	●	●	●	-	-	-	-	-	●	●	-	●	-	-	-	-	-	-	-	-	-	32
33	●	●	●	●	-	-	-	-	-	-	●	-	●	-	-	-	-	-	-	-	-	-	33
34	●	●	●	●	-	-	-	-	-	-	●	-	●	-	-	-	-	-	-	-	-	-	34
35	●	●	●	●	-	-	-	-	-	●	●	-	●	-	-	-	-	-	-	-	-	-	35
36	●	●	●	●	-	-	-	-	-	●	●	-	●	-	-	-	-	-	-	-	-	-	36
37	●	●	●	●	-	-	-	-	-	-	●	-	●	-	-	-	-	-	-	-	-	-	37
38	●	●	●	●	-	-	-	-	-	●	●	-	●	-	-	-	-	-	-	-	-	-	38
39	●	●	●	●	-	-	-	-	-	-	●	-	●	-	-	-	-	-	-	-	●	-	39
40	●	●	●	●	-	-	-	-	-	-	●	-	●	-	-	-	-	-	-	-	-	-	40
41	●	●	●	●	-	-	-	-	-	-	●	-	●	-	-	-	-	-	-	-	●	-	41
42	●	●	●	●	-	-	-	-	-	-	●	-	●	-	-	-	-	-	-	-	-	-	42
43	▲	●	●	●	-	-	-	-	-	-	●	-	●	-	-	-	-	-	-	-	●	-	43
44	●	●	●	●	-	-	●	-	-	-	●	-	●	-	-	-	-	-	-	-	-	-	44
45	●	●	●	●	-	-	-	-	-	-	▲	-	▲	-	-	-	▲	▲	-	-	-	-	45
46	●	●	●	●	-	-	-	-	-	-	-	-	▲	-	-	-	▲	▲	-	-	●	-	46
47	▲	●	●	●	-	-	-	-	-	-	-	-	▲	-	-	-	▲	▲	-	-	-	-	47
48	●	●	●	●	●	-	●	-	-	-	-	-	-	-	-	-	-	-	-	-	●	-	48
49	●	●	●	●	●	-	●	-	-	-	-	-	-	-	●	-	-	-	-	-	●	-	49
50	●	●	●	●	●	-	●	-	-	-	-	-	-	-	●	-	-	-	-	-	●	-	50
51	●	●	●	●	●	-	●	-	-	-	-	-	-	-	●	-	-	-	-	-	●	-	51
52	●	●	●	●	●	-	●	-	-	-	-	-	-	-	●	-	-	-	-	-	●	-	52
53	●	●	●	●	●	-	●	-	-	-	-	-	-	-	●	-	-	-	-	-	●	-	53
54	●	●	●	●	●	-	●	-	-	-	-	-	-	-	●	-	-	-	-	-	●	-	54
55	●	●	●	●	●	-	●	-	-	●	-	-	-	-	●	-	-	-	-	-	●	-	55
56	●	●	●	●	●	-	●	-	-	-	-	-	-	-	●	-	-	-	-	-	●	-	56
57	●	●	●	●	●	-	●	-	-	-	-	-	-	-	●	-	-	-	-	-	-	-	57
58	▲	●	●	●	●	-	●	-	-	-	-	-	-	-	-	-	-	-	-	-	-	-	58
59	▲	●	●	●	●	-	●	-	●	●	-	▲	▲	-	▲	-	▲	▲	-	-	-	-	59
60	▲	●	●	●	●	-	●	-	●	●	-	▲	▲	-	▲	-	▲	▲	-	-	-	-	60
61	▲	●	●	●	●	-	●	-	●	●	-	▲	▲	-	▲	-	▲	▲	-	-	-	-	61
62	▲	●	●	●	●	-	●	-	●	●	-	▲	▲	-	▲	-	▲	▲	-	-	-	-	62
63	●	●	●	●	-	-	●	-	-	●	-	-	-	-	-	-	-	-	-	-	●	●	63
64	●	●	●	●	-	-	●	-	-	●	-	-	-	-	-	-	-	-	-	-	●	●	64
65	●	●	●	●	-	-	●	-	-	●	-	-	-	-	-	-	-	-	-	-	●	●	65

# I Synchronous Power Transmission

---

## Round Tooth Timing Belt

Belt Type, Dimensions & Product Code ..... P12

SUPER TORQUE G&U ..... P13~17

SUPER TORQUE Timing Pulley..... P18

MEGA TORQUE G&U ..... P19,20

MEGA TORQUE G II/G II P..... P21

MEGA TORQUE EX..... P22

Giga Torque GX..... P23

H Series Timing Belt..... P24

## Trapezoidal Tooth Timing Belt

Belt Type, Dimensions & Product Code ..... P25

Timing Belt G ..... P26~28

Timing Belt U ..... P29~31

Long-Span Timing Belt ..... P32


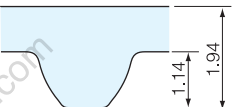
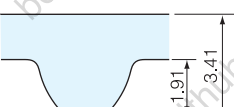
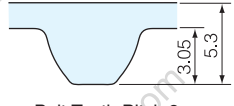
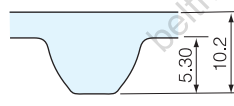
FREESPAN™ Belt ..... P33, 34

Timing Pulley ..... P35, 36




# Round Tooth Timing Belt

## Belt Type, Dimensions & Product Code

Belt Type	Standard Dimensions	Standard Width		Product Code	Applications		
		Code	Width				
S2M	 <p>Belt Tooth Pitch 2mm</p>	40	4mm	<b>B 40 S2M 160 GB · (U)</b> Belt   Belt Type   GB Type   Nominal Length (mm) Nominal Width(mm)x10   U(polyurethane) Type	<ul style="list-style-type: none"> <li>● <b>OA Equipment</b> <ul style="list-style-type: none"> <li>Copier</li> <li>Facsimile</li> <li>Printer</li> <li>Typewriter</li> <li>Wordprocessor</li> <li>Computer terminal</li> <li>Cash register</li> <li>X-Y plotter</li> </ul> </li> <li>● <b>Automated Vending Machine</b> <ul style="list-style-type: none"> <li>Ticketing machine</li> <li>Ticket gate</li> <li>Bank teller</li> <li>Notes counter</li> <li>Money changing machine</li> </ul> </li> </ul>		
		60	6mm			100	10mm
S3M	 <p>Belt Tooth Pitch 3mm</p>	60	6mm	<b>B 100 (D)S3M 459 GB·(U)</b> Belt   Belt Type   GB Type   Nominal Length (mm) Nominal Width(mm)x10   U(polyurethane) Type * In case of double timing belt, use DS3M	<ul style="list-style-type: none"> <li>● <b>Electronic Applications</b> <ul style="list-style-type: none"> <li>Computer</li> <li>VTR</li> <li>Fish sonar finder</li> <li>Flaw-detecting machine</li> <li>Depth finder</li> <li>Robot</li> </ul> </li> <li>● <b>Instrumentation</b> <ul style="list-style-type: none"> <li>Rotary machine</li> <li>Recorder</li> <li>Oscillograph</li> <li>Data processing system</li> <li>Various test machines</li> </ul> </li> </ul>		
		100	10mm			150	15mm
		150	15mm				
S5M	 <p>Belt Tooth Pitch 5mm</p>	100	10mm	<b>B 250 (D)S5M 1125 GB</b> Belt   Belt Type   GB Type   Nominal Length (mm) Nominal Width(mm)x10 * In case of double timing belt, use DS5M	<ul style="list-style-type: none"> <li>● <b>Electrical Appliances</b> <ul style="list-style-type: none"> <li>Blender</li> <li>Mixer</li> <li>Sewing machine</li> <li>Vacuum cleaner</li> <li>Electrical tools</li> </ul> </li> <li>● <b>Others</b> <ul style="list-style-type: none"> <li>Toy</li> <li>Medical systems</li> <li>Health equipment</li> </ul> </li> </ul>		
		150	15mm			250	25mm
		250	25mm				
S8M	 <p>Belt Tooth Pitch 8mm</p>	150	15mm	<b>250 (D)S8M 2000 G</b> Nominal Width (mm)x10   Nominal Length (mm)   Belt Type * In case of double timing belt, use DS8M   G(rubber) Type	<ul style="list-style-type: none"> <li>● <b>Woodworking machinery</b></li> <li>● <b>Textile machinery</b> <ul style="list-style-type: none"> <li>Textile spinning machine</li> <li>Yarn twisting machine</li> </ul> </li> <li>● <b>Paper making machinery</b> <ul style="list-style-type: none"> <li>Mixer</li> <li>Dryer</li> <li>Calender</li> </ul> </li> <li>● <b>Fan/ Blower</b></li> <li>● <b>Machine tools</b> <ul style="list-style-type: none"> <li>Drilling machine, lathe</li> <li>Screw cutting machine</li> <li>Boring machine</li> <li>Grinding machine</li> <li>Milling machine</li> <li>NC lathe</li> </ul> </li> <li>● <b>Printer</b></li> </ul>		
		250	25mm			300	30mm
		300	30mm			400	40mm
		400	40mm			600	60mm
		600	60mm				
S14M	 <p>Belt Tooth Pitch 14mm</p>	400	40mm	<b>800 (D)S14M 3150 G</b> Nominal Width (mm)x10   Nominal Length (mm)   Belt Type * In case of double timing belt, use DS14M   G(rubber) Type	<ul style="list-style-type: none"> <li>● <b>Blower</b></li> <li>● <b>Screen</b></li> <li>● <b>Mill</b> <ul style="list-style-type: none"> <li>Hammer</li> <li>Ball</li> <li>Rod</li> <li>Pebble</li> </ul> </li> <li>● <b>Paper making machinery</b> <ul style="list-style-type: none"> <li>Mixer</li> <li>Dryer</li> <li>Calender</li> </ul> </li> </ul>		
		600	60mm			800	80mm
		800	80mm			1000	100mm
		1000	100mm			1200	120mm
		1200	120mm				

● GB : Bare Back Rubber Timing Belt ● G : Rubber Timing Belt ● U : Polyurethane Timing Belt



# SUPER TORQUE G & U

Since this curvilinear tooth belt has a high power transmission capacity, it expands the use of timing belts significantly to various industries.

- Higher power transmission / usable for wide range of applications
- Smooth meshing allows noiseless operation
- Usable with low shaft load
- Longer operating life
- Cost-Efficient

## Standard Belt Sizes

Belt Type	S2M											
	Tooth Pitch 2.0(mm)											
	Code(width) 40(4mm) 60(6mm) 100(10mm)											
	Nominal length	Number of teeth	Manufacturable Size		Nominal length	Number of teeth	Manufacturable Size		Nominal length	Number of teeth	Manufacturable Size	
			GB	U			GB	U			GB	U
	S2M 60	30	S		S2M 252	126	S		S2M 572	286	S	S
	S2M 66	33	S		S2M 254	127	S		S2M 580	290	S	S
	S2M 72	36	S		S2M 256	128	S		S2M 586	293	S	S
	S2M 74	37	S		S2M 258	129	S		S2M 594	297	S	S
	S2M 76	38	S		S2M 260	130	S		S2M 600	300	S	S
	S2M 78	39	S		S2M 262	131	S	S	S2M 610	305	S	S
	S2M 80	40	S	S	S2M 264	132	S		S2M 630	315	S	S
	S2M 82	41	S		S2M 266	133	S		S2M 638	319	S	S
	S2M 84	42	S		S2M 268	134	S		S2M 640	320	S	S
	S2M 86	43	S		S2M 270	135	S		S2M 648	324	S	S
	S2M 88	44	S		S2M 272	136	S		S2M 656	328	S	S
	S2M 90	45	S	S	S2M 274	137	S		S2M 660	330	S	S
	S2M 92	46	S		S2M 276	138	S		S2M 672	336	S	S
	S2M 94	47	S		S2M 278	139	S		S2M 676	338	S	S
	S2M 96	48	S		S2M 280	140	S	S	S2M 694	347	S	S
	S2M 98	49	S	S	S2M 284	142	S		S2M 700	350	S	S
	S2M 100	50	S	S	S2M 286	143	S		S2M 710	355	S	S
	S2M 102	51	S		S2M 288	144	S		S2M 726	363	S	S
	S2M 104	52	S		S2M 290	145	S	S	S2M 740	370	S	S
	S2M 106	53	S		S2M 292	146	S		S2M 742	371	S	S
	S2M 108	54	S		S2M 294	147	S		S2M 752	376	S	S
	S2M 110	55	S	S	S2M 296	148	S		S2M 772	386	S	S
	S2M 112	56	S		S2M 300	150	S		S2M 778	389	S	S
	S2M 114	57	S		S2M 302	151	S		S2M 796	399	S	S
	S2M 116	58	S		S2M 304	152	S		S2M 800	400	S	S
	S2M 118	59	S	S	S2M 306	153	S		S2M 810	405	S	S
	S2M 120	60	S		S2M 308	154	S		S2M 822	411	S	S
	S2M 122	61	S		S2M 310	155	S		S2M 826	413	S	S
	S2M 124	62	S		S2M 312	156	S	S	S2M 828	414	S	S
	S2M 126	63	S	S	S2M 316	158	S		S2M 848	424	S	S
	S2M 128	64	S		S2M 318	159	S		S2M 856	428	S	S
	S2M 130	65	S	S	S2M 320	160	S	S	S2M 862	431	S	S
	S2M 132	66	S		S2M 322	161	S		S2M 866	433	S	S
	S2M 134	67	S		S2M 324	162	S		S2M 880	440	S	S
	S2M 136	68	S		S2M 326	163	S		S2M 882	441	S	S
	S2M 138	69	S	S	S2M 328	164	S		S2M 898	449	S	S
	S2M 140	70	S		S2M 330	165	S	S	S2M 900	450	S	S
	S2M 142	71	S		S2M 332	166	S		S2M 910	455	S	S
	S2M 144	72	S	S	S2M 334	167	S		S2M 930	465	S	S
	S2M 146	73	S		S2M 338	169	S		S2M 944	472	S	S
	S2M 148	74	S		S2M 340	170	S		S2M 950	475	S	S
	S2M 150	75	S	S	S2M 342	171	S		S2M 976	488	S	S
	S2M 152	76	S		S2M 344	172	S		S2M 984	492	S	S
	S2M 156	78	S		S2M 350	175	S		S2M 1016	508	S	S
	S2M 168	79	S	S	S2M 354	177	S		S2M 1032	516	S	S
	S2M 160	80	S		S2M 360	180	S	S	S2M 1062	531	S	S
	S2M 162	81	S		S2M 364	182	S		S2M 1064	532	S	S
	S2M 164	82	S	S	S2M 370	185	S		S2M 1066	533	S	S
	S2M 166	83	S		S2M 372	186	S		S2M 1100	550	S	S
	S2M 168	84	S		S2M 374	187	S		S2M 1110	555	S	S
	S2M 170	85	S		S2M 376	188	S		S2M 1136	568	S	S
	S2M 172	86	S	S	S2M 380	190	S		S2M 1140	570	S	S
	S2M 174	87	S		S2M 386	193	S		S2M 1148	574	S	S
	S2M 176	88	S		S2M 390	195	S		S2M 1196	598	S	S
	S2M 178	89	S	S	S2M 396	198	S	S	S2M 1224	612	S	S
	S2M 180	90	S		S2M 400	200	S		S2M 1250	625	S	S
	S2M 182	91	S		S2M 402	201	S		S2M 1274	637	S	S
	S2M 184	92	S		S2M 408	204	S		S2M 1290	645	S	S
	S2M 186	93	S		S2M 410	205	S		S2M 1330	665	S	S
	S2M 188	94	S		S2M 416	208	S		S2M 1420	710	S	S
	S2M 190	95	S	S	S2M 420	210	S		S2M 1516	758	S	S
	S2M 192	96	S		S2M 426	213	S		S2M 1524	762	S	S
	S2M 194	97	S	S	S2M 430	215	S		S2M 1878	939	S	S
	S2M 196	98	S		S2M 434	217	S		S2M 2130	1065	S	S
	S2M 198	99	S		S2M 436	218	S	S				
	S2M 200	100	S	S	S2M 438	219	S					
	S2M 202	101	S		S2M 440	220	S					
	S2M 204	102	S		S2M 442	221	S					
	S2M 206	103	S		S2M 444	222	S					
	S2M 208	104	S	S	S2M 448	224	S	S				
	S2M 210	105	S	S	S2M 452	226	S					
	S2M 212	106	S		S2M 456	228	S					
	S2M 214	107	S		S2M 460	230	S					
	S2M 216	108	S	S	S2M 464	232	S					
	S2M 218	109	S		S2M 468	234	S					
	S2M 220	110	S		S2M 472	237	S					
	S2M 222	111	S		S2M 476	238	S					
	S2M 224	112	S	S	S2M 480	240	S					
	S2M 226	113	S		S2M 486	243	S	S				
	S2M 230	115	S	S	S2M 488	244	S	S				
	S2M 232	116	S		S2M 490	245	S					
	S2M 234	117	S		S2M 494	247	S					
	S2M 236	118	S	S	S2M 500	250	S					
	S2M 238	119	S		S2M 504	252	S	S				
	S2M 240	120	S		S2M 520	260	S					
	S2M 242	121	S	S	S2M 524	262	S					
	S2M 244	122	S		S2M 530	265	S					
	S2M 246	123	S	S	S2M 550	275	S					
	S2M 248	124	S		S2M 552	276	S					
	S2M 250	125	S	S	S2M 560	280	S	S				

● S=Single-sided ● Some sizes may not be in stock. Please contact us for the stock status before placing an order.  
 ● GB : Bare Back Rubber Timing Belt ● G : Rubber Timing Belt ● U : Polyurethane Timing Belt



# SUPER TORQUE G & U

I Synchronous Power Transmission

## Standard Belt Sizes

Belt Type	S3M											
	Tooth Pitch 3.0(mm)											
	Code(width) 60(6mm) 100(10mm) 150(15mm)											
Nominal length	Number of teeth	Manufacturable Size		Nominal length	Number of teeth	Manufacturable Size		Nominal length	Number of teeth	Manufacturable Size		
		GB	U			GB	U			GB	U	
S3M 96	32	S		S3M 396	132	S	D	S	S3M 810	270	S	D
S3M 102	34	S		S3M 399	133	S	D	S	S3M 819	273	S	D
S3M 108	36	S		S3M 402	134	S	D	S	S3M 825	275	S	D
S3M 114	38	S		S3M 405	135	S	D	S	S3M 831	277	S	D
S3M 117	39	S		S3M 408	136	S	D	S	S3M 837	279	S	D
S3M 120	40	S		S3M 414	138	S	D	S	S3M 852	284	S	D
S3M 123	41	S		S3M 417	139	S	D	S	S3M 858	286	S	D
S3M 129	43	S		S3M 420	140	S	D	S	S3M 882	294	S	D
S3M 132	44	S		S3M 423	141	S	D	S	S3M 888	296	S	D
S3M 135	45	S		S3M 426	142	S	D	S	S3M 894	298	S	D
S3M 141	47	S	S	S3M 432	144	S	D	S	S3M 900	300	S	D
S3M 144	48	S	S	S3M 435	145	S	D	S	S3M 909	303	S	D
S3M 147	49	S		S3M 438	146	S	D	S	S3M 918	306	S	D
S3M 150	50	S		S3M 444	148	S	D	S	S3M 927	309	S	D
S3M 153	51	S		S3M 447	149	S	D	S	S3M 936	312	S	D
S3M 156	52	S		S3M 453	151	S	D	S	S3M 954	318	S	D
S3M 159	53	S		S3M 456	152	S	D	S	S3M 963	321	S	D
S3M 162	54	S	S	S3M 459	153	S	D	S	S3M 999	333	S	D
S3M 168	56	S		S3M 468	156	S	D	S	S3M 1005	335	S	D
S3M 171	57	S		S3M 471	157	S	D	S	S3M 1014	338	S	D
S3M 174	58	S	S	S3M 474	158	S	D	S	S3M 1017	339	S	D
S3M 177	59	S	S	S3M 480	160	S	D	S	S3M 1035	345	S	D
S3M 180	60	S	S	S3M 483	161	S	D	S	S3M 1050	350	S	D
S3M 183	61	S		S3M 486	162	S	D	S	S3M 1080	360	S	D
S3M 186	62	S	S	S3M 489	163	S	D	S	S3M 1113	371	S	D
S3M 189	63	S	S	S3M 492	164	S	D	S	S3M 1119	373	S	D
S3M 192	64	S	S	S3M 498	166	S	D	S	S3M 1146	382	S	D
S3M 195	65	S		S3M 501	167	S	D	S	S3M 1152	384	S	D
S3M 198	66	S		S3M 504	168	S	D	S	S3M 1170	390	S	D
S3M 201	67	S	S	S3M 507	169	S	D	S	S3M 1176	392	S	D
S3M 204	68	S		S3M 510	170	S	D	S	S3M 1188	396	S	D
S3M 207	69	S		S3M 513	171	S	D	S	S3M 1203	401	S	D
S3M 210	70	S	S	S3M 516	172	S	D	S	S3M 1221	407	S	D
S3M 213	71	S		S3M 519	173	S	D	S	S3M 1236	412	S	D
S3M 216	72	S		S3M 522	174	S	D	S	S3M 1245	415	S	D
S3M 219	73	S	S	S3M 525	175	S	D	S	S3M 1260	420	S	D
S3M 222	74	S		S3M 528	176	S	D	S	S3M 1290	430	S	D
S3M 225	75	S	S	S3M 537	179	S	D	S	S3M 1299	433	S	D
S3M 228	76	S		S3M 540	180	S	D	S	S3M 1305	435	S	D
S3M 231	77	S		S3M 543	181	S	D	S	S3M 1326	442	S	D
S3M 234	78	S		S3M 549	183	S	D	S	S3M 1332	444	S	D
S3M 237	79	S		S3M 552	184	S	D	S	S3M 1374	458	S	D
S3M 240	80	S		S3M 558	186	S	D	S	S3M 1401	467	S	D
S3M 243	81	S		S3M 561	187	S	D	S	S3M 1419	473	S	D
S3M 246	82	S	S	S3M 564	188	S	D	S	S3M 1422	474	S	D
S3M 249	83	S	S	S3M 570	190	S	D	S	S3M 1461	487	S	D
S3M 252	84	S		S3M 573	191	S	D	S	S3M 1521	507	S	D
S3M 255	85	S		S3M 576	192	S	D	S	S3M 1596	532	S	D
S3M 258	86	S		S3M 579	193	S	D	S	S3M 1650	550	S	D
S3M 261	87	S		S3M 582	194	S	D	S	S3M 1680	560	S	D
S3M 264	88	S	S	S3M 588	196	S	D	S	S3M 1788	596	S	D
S3M 267	89	S		S3M 591	197	S	D	S	S3M 2100	700	S	D
S3M 270	90	S		S3M 597	199	S	D	S	S3M 2115	705	S	D
S3M 273	91	S		S3M 600	200	S	D	S	S3M 2250	750	S	D
S3M 276	92	S	S	S3M 603	201	S	D	S				
S3M 279	93	S		S3M 609	203	S	D	S				
S3M 282	94	S		S3M 612	204	S	D	S				
S3M 285	95	S		S3M 621	207	S	D	S				
S3M 288	96	S	S	S3M 624	208	S	D	S				
S3M 291	97	S		S3M 633	211	S	D	S				
S3M 297	99	S		S3M 636	212	S	D	S				
S3M 300	100	S	D	S3M 642	214	S	D	S				
S3M 303	101	S	D	S3M 645	215	S	D	S				
S3M 306	102	S	D	S3M 648	216	S	D	S				
S3M 309	103	S	D	S3M 657	219	S	D	S				
S3M 312	104	S	D	S3M 660	220	S	D	S				
S3M 315	105	S	D	S3M 663	221	S	D	S				
S3M 318	106	S	D	S3M 666	222	S	D	S				
S3M 324	108	S	D	S3M 669	223	S	D	S				
S3M 327	109	S	D	S3M 672	224	S	D	S				
S3M 330	110	S	D	S3M 681	227	S	D	S				
S3M 333	111	S	D	S3M 687	229	S	D	S				
S3M 336	112	S		S3M 693	231	S	D	S				
S3M 339	113	S	D	S3M 699	233	S	D	S				
S3M 342	114	S	D	S3M 720	240	S	D	S				
S3M 345	115	S	D	S3M 726	242	S	D	S				
S3M 348	116	S	D	S3M 735	245	S	D	S				
S3M 351	117	S	D	S3M 741	247	S	D	S				
S3M 354	118	S	D	S3M 744	248	S	D	S				
S3M 357	119	S		S3M 750	250	S	D	S				
S3M 360	120	S	D	S3M 753	251	S	D	S				
S3M 363	121	S	D	S3M 756	252	S	D	S				
S3M 366	122	S	D	S3M 759	253	S	D	S				
S3M 369	123	S	D	S3M 762	254	S	D	S				
S3M 372	124	S	D	S3M 765	254	S	D	S				
S3M 375	125	S	D	S3M 771	257	S	D	S				
S3M 378	126	S	D	S3M 774	258	S	D	S				
S3M 384	128	S	D	S3M 786	262	S	D	S				
S3M 387	129	S	D	S3M 789	263	S	D	S				
S3M 393	131	S	D	S3M 804	268	S	D	S				

- S=Single-sided D=Double timing belt
- Some sizes may not be in stock.
- Please contact us for the stock status before placing an order.
- GB : Bare Back Rubber Timing Belt ● G : RubberTiming Belt ● U : Polyurethane Timing Belt

# SUPER TORQUE G

## Standard Belt Sizes

Belt Type	S5M					
	Tooth Pitch 5.0(mm)					
	Code(width) 100(10mm) 150(15mm) 250(25mm)					
Size	Nominal length	Number of teeth	Manufacturable Size S:GB Type D:G Type	Nominal length	Number of teeth	Manufacturable Size S:GB Type D:G Type
		S5M 225	45	S	S5M 845	169
	S5M 255	51	S	S5M 850	170	S • D
	S5M 260	52	S	S5M 870	174	S • D
	S5M 285	57	S	S5M 890	178	S • D
	S5M 295	59	S	S5M 900	180	S • D
	S5M 300	60	S	S5M 930	186	S • D
	S5M 305	61	S	S5M 950	190	S • D
	S5M 320	64	S	S5M 965	193	S • D
	S5M 325	65	S	S5M 975	195	S • D
	S5M 340	68	S	S5M 980	196	S • D
	S5M 350	70	S	S5M 1000	200	S • D
	S5M 375	75	S	S5M 1025	205	S • D
	S5M 380	76	S	S5M 1050	210	S • D
	S5M 390	78	S	S5M 1055	211	S • D
	S5M 395	79	S	S5M 1085	217	S • D
	S5M 400	80	S • D	S5M 1090	218	S • D
	S5M 410	82	S • D	S5M 1100	220	S • D
	S5M 425	85	S • D	S5M 1105	221	S • D
	S5M 435	87	S • D	S5M 1115	223	S • D
	S5M 440	88	S • D	S5M 1120	224	S • D
	S5M 450	90	S • D	S5M 1125	225	S • D
	S5M 460	92	S • D	S5M 1135	227	S • D
	S5M 470	94	S • D	S5M 1145	229	S • D
	S5M 475	95	S • D	S5M 1160	232	S • D
	S5M 490	98	S • D	S5M 1165	233	S • D
	S5M 500	100	S • D	S5M 1195	239	S • D
	S5M 520	104	S • D	S5M 1200	240	S • D
	S5M 530	106	S • D	S5M 1225	245	S • D
	S5M 545	109	S • D	S5M 1250	250	S • D
	S5M 550	110	S • D	S5M 1270	254	S • D
	S5M 560	112	S • D	S5M 1290	258	S
	S5M 575	115	S • D	S5M 1295	259	S
	S5M 590	118	S • D	S5M 1350	270	S • D
	S5M 595	119	S • D	S5M 1420	284	S • D
	S5M 600	120	S • D	S5M 1475	295	S • D
	S5M 615	123	S • D	S5M 1500	300	S • D
	S5M 625	125	S • D	S5M 1505	301	S
	S5M 640	128	S • D	S5M 1530	306	S • D
	S5M 650	130	S • D	S5M 1595	319	S • D
	S5M 665	133	S • D	S5M 1605	321	S • D
	S5M 670	134	S • D	S5M 1615	323	S
	S5M 675	135	S • D	S5M 1680	336	S • D
	S5M 690	138	S • D	S5M 1690	338	S • D
	S5M 695	139	S • D	S5M 1715	343	S • D
	S5M 700	140	S • D	S5M 1800	360	S • D
	S5M 710	142	S • D	S5M 1945	389	S • D
	S5M 720	144	S • D	S5M 2000	400	S • D
	S5M 725	145	S • D	S5M 2145	429	S • D
	S5M 730	146	S • D	S5M 2255	451	S • D
	S5M 740	148	S • D	S5M 2480	496	S
	S5M 750	150	S • D	S5M 2525	505	S • D
	S5M 765	153	S • D	S5M 2670	534	S
	S5M 770	154	S • D	S5M 2870	574	S • D
	S5M 780	156	S • D	S5M 2980	596	S • D
	S5M 800	160	S • D	S5M 3090	618	S • D
	S5M 810	162	S • D	S5M 3270	654	S
	S5M 830	166	S • D	S5M 3480	696	S

● S=Single-sided D=Double timing belt

● Some sizes may not be in stock.

Please contact us for the stock status before placing an order.

● GB : Bare Back Rubber Timing Belt ● G : Rubber Timing Belt

## SUPER TORQUE G

## Standard Belt Sizes

Belt Type	S8M					
Tooth Pitch	8.0(mm)					
Code(width)	150(15mm) 250(25mm) 300(30mm) 400(40mm) 600(60mm)					
Size	Nominal length	Number of teeth	Manufacturable Size (G Type)	Nominal length	Number of teeth	Manufacturable Size (G Type)
		S8M 376	47	S	S8M 1312	164
	S8M 400	50	S	S8M 1320	165	S
	S8M 408	51	S	S8M 1352	169	S • D
	S8M 440	55	S	S8M 1360	170	S • D
	S8M 480	60	S • D	S8M 1384	173	S • D
	S8M 496	62	S • D	S8M 1400	175	S • D
	S8M 512	64	S • D	S8M 1424	178	S • D
	S8M 520	65	S • D	S8M 1440	180	S • D
	S8M 528	66	S • D	S8M 1480	185	S • D
	S8M 560	70	S • D	S8M 1488	186	S • D
	S8M 584	73	S • D	S8M 1520	190	S • D
	S8M 600	75	S • D	S8M 1552	194	S
	S8M 632	79	S • D	S8M 1600	200	S • D
	S8M 640	80	S • D	S8M 1640	205	S • D
	S8M 656	82	S • D	S8M 1648	206	S
	S8M 680	85	S • D	S8M 1680	210	S
	S8M 712	89	S • D	S8M 1696	212	S • D
	S8M 720	90	S • D	S8M 1728	216	S • D
	S8M 760	95	S • D	S8M 1760	220	S • D
	S8M 800	100	S • D	S8M 1776	222	S • D
	S8M 824	103	S • D	S8M 1792	224	S • D
	S8M 840	105	S • D	S8M 1800	225	S • D
	S8M 848	106	S • D	S8M 1816	227	S • D
	S8M 856	107	S • D	S8M 1832	229	S • D
	S8M 880	110	S • D	S8M 1880	235	S • D
	S8M 896	112	S • D	S8M 1912	239	S • D
	S8M 912	114	S • D	S8M 1960	245	S • D
	S8M 920	115	S • D	S8M 2000	250	S • D
	S8M 928	116	S • D	S8M 2040	255	S • D
	S8M 944	118	S • D	S8M 2048	256	S • D
	S8M 952	119	S • D	S8M 2064	258	S • D
	S8M 960	120	S • D	S8M 2104	263	S • D
	S8M 976	122	S • D	S8M 2120	265	S
	S8M 984	123	S • D	S8M 2160	270	S • D
	S8M 1000	125	S • D	S8M 2240	280	S • D
	S8M 1024	128	S • D	S8M 2272	284	S • D
	S8M 1040	130	S • D	S8M 2304	288	S • D
	S8M 1056	132	S • D	S8M 2376	297	S
	S8M 1080	135	S • D	S8M 2400	300	S • D
	S8M 1096	137	S	S8M 2496	312	S • D
	S8M 1120	140	S • D	S8M 2600	325	S • D
	S8M 1128	141	S • D	S8M 2800	350	S • D
	S8M 1136	142	S • D	S8M 2920	365	S • D
	S8M 1152	144	S • D	S8M 2944	368	S • D
	S8M 1160	145	S • D	S8M 3048	381	S • D
	S8M 1184	148	S	S8M 3200	400	S • D
	S8M 1200	150	S • D	S8M 3248	406	S • D
	S8M 1216	152	S • D	S8M 3272	409	S • D
	S8M 1224	153	S • D	S8M 3440	430	S • D
	S8M 1248	156	S • D	S8M 3680	460	S • D
	S8M 1256	157	S • D	S8M 3720	465	S • D
	S8M 1280	160	S • D	S8M 3904	488	S • D
	S8M 1296	162	S	S8M 3928	491	S • D
	S8M 1304	163	S • D	S8M 4400	550	S • D

● S=Single-sided D=Double timing belt

● Some sizes may not be in stock.

Please contact us for the stock status before placing an order.

● G : RubberTiming Belt

# SUPER TORQUE G

## Standard Belt Sizes

Belt Type	S14M									
Tooth Pitch	14.0(mm)									
Code(width)	400(40mm)		600(60mm)		800(80mm)		1000(100mm)		1200(120mm)	
Size	Nominal length	Number of teeth	Manufacturable Size (G Type)	Nominal length	Number of teeth	Manufacturable Size (G Type)				
		S14M 1008	72	S	S14M 2100	150	S • D			
	S14M 1120	80	S	S14M 2198	157	S • D				
	S14M 1190	85	S	S14M 2240	160	S • D				
	S14M 1246	89	S	S14M 2310	165	S • D				
	S14M 1288	92	S	S14M 2380	170	S • D				
	S14M 1400	100	S • D	S14M 2450	175	S • D				
	S14M 1470	105	S • D	S14M 2506	179	S • D				
	S14M 1540	110	S • D	S14M 2590	185	S • D				
	S14M 1610	115	S • D	S14M 2660	190	S • D				
	S14M 1652	118	S • D	S14M 2800	200	S • D				
	S14M 1708	122	S • D	S14M 2940	210	S • D				
	S14M 1736	124	S • D	S14M 3150	225	S • D				
	S14M 1750	125	S • D	S14M 3360	240	S • D				
	S14M 1778	127	S • D	S14M 3500	250	S • D				
	S14M 1806	129	S • D	S14M 3556	254	S • D				
	S14M 1890	135	S • D	S14M 3850	275	S • D				
	S14M 1932	138	S • D	S14M 4004	286	S • D				
	S14M 1960	140	S • D	S14M 4508	322	S • D				
	S14M 2002	143	S • D	S14M 5012	358	S • D				

● S=Single-sided D=Double timing belt

● Some sizes may not be in stock.

Please contact us for the stock status before placing an order.

● G : RubberTiming Belt

# SUPER TORQUE Timing Pulley

Timing belt power transmission system works the best when belt and pulley smoothly mesh with each other. Our SUPER TORQUE Timing Pulley has specially formed tooth shape made with fine finishing.



Pulley Product Code

Example:



## SUPER TORQUE Standard Pulley Types and Sizes

(Unit : mm)

Belt Type	S2M				S3M			S5M		
	No. of Teeth	Product Code	PD	OD	Product Code	PD	OD	Product Code	PD	OD
Size	14	P 14S2M	8.91	8.40	P 14S3M	13.37	12.61	P 14S5M	22.28	21.32
	15	P 15S2M	9.55	9.04	P 15S3M	14.32	13.56	P 15S5M	23.87	22.91
	16	P 16S2M	10.19	9.68	P 16S3M	15.28	14.52	P 16S5M	25.46	24.50
	18	P 18S2M	11.46	10.95	P 18S3M	17.19	16.43	P 18S5M	28.65	27.69
	20	P 20S2M	12.73	12.22	P 20S3M	19.10	18.34	P 20S5M	31.83	30.87
	22	P 22S2M	14.01	13.50	P 22S3M	21.01	20.25	P 22S5M	35.01	34.05
	24	P 24S2M	15.28	14.77	P 24S3M	22.92	22.16	P 24S5M	38.20	37.24
	25	P 25S2M	15.92	15.41	P 25S3M	23.87	23.11	P 25S5M	39.79	38.83
	26	P 26S2M	16.55	16.04	P 26S3M	24.83	24.07	P 26S5M	41.38	40.42
	28	P 28S2M	17.83	17.32	P 28S3M	26.74	25.98	P 28S5M	44.56	43.60
	30	P 30S2M	19.10	18.59	P 30S3M	28.65	27.89	P 30S5M	47.75	46.79
	32	P 32S2M	20.37	19.86	P 32S3M	30.56	29.80	P 32S5M	50.93	49.97
	36	P 36S2M	22.92	22.41	P 36S3M	34.38	33.62	P 36S5M	57.30	56.34
	40	P 40S2M	25.46	24.96	P 40S3M	38.20	37.44	P 40S5M	63.66	62.70
	44	P 44S2M	28.01	27.50	P 44S3M	42.02	41.25	P 44S5M	70.03	69.07
	48	P 48S2M	30.56	30.05	P 48S3M	45.84	45.07	P 48S5M	76.39	75.43
	50	P 50S2M	31.83	31.32	P 50S3M	47.75	46.98	P 50S5M	79.58	78.62
	60	P 60S2M	38.20	37.69	P 60S3M	57.30	56.53	P 60S5M	95.49	94.53

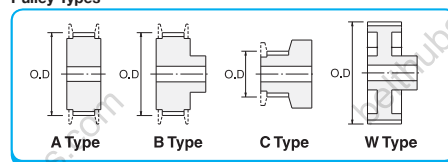
Standard Sizes

Type	10mm	15mm	25mm	Rod Shape
S2M	—	—	—	○
S3M	A·B·C	A·B·C	—	○
S5M	A·B	A·B	A·B	○

Materials

Type	A·B	C	Rod Shape
S2M	—	—	Aluminum
S3M	Aluminum	Aluminum	Aluminum
S5M	Aluminum/Steel	—	Steel

Pulley Types




- Length of Rod Shape is 100mm.
- 22 teeth and below sizes of S3M are available only Rod Shape and C type. Also, 24 teeth and above sizes are available only in Rod Shape, A and B type.
- Material for S5M 25mm width is steel only.
- Flange is not sold separately as a single item.

(Unit : mm)

Belt Type	S8M						S14M						
	No. of Teeth	Product Code	PD	OD	A/B Type Standard Width	W Type Standard Width	No. of Teeth	Product Code	PD	OD	A Type Standard Width	B Type Standard Width	W Type Standard Width
Size	18	18S8M	45.84	44.46	15·25·30·40	—	28	P 28S14M	124.78	121.98	40·60·80	40·60	—
	19	19S8M	48.38	47.01		—	30	P 30S14M	133.69	130.90			—
	20	20S8M	50.93	49.56		—	32	P 32S14M	142.60	139.81			—
	21	21S8M	53.48	52.10		—	34	P 34S14M	151.52	148.72			—
	22	22S8M	56.02	54.65		—	36	P 36S14M	160.43	157.63			—
	24	24S8M	61.12	59.74		—	40	P 40S14M	178.25	175.46			—
	25	25S8M	63.66	62.29		—	42	P 42S14M	187.17	184.37			—
	26	26S8M	66.21	64.84		—	44	P 44S14M	196.08	193.28			—
	28	28S8M	71.30	69.93		—	48	P 48S14M	213.90	211.11			—
	30	30S8M	76.39	75.02		—	50	P 50S14M	222.82	220.02			—
	32	32S8M	81.49	80.12	15·25·30·40·60	—	56	P 56S14M	249.55	246.76	—		
	34	34S8M	86.58	85.21		—	—	—	—	—			
	36	36S8M	91.67	90.30		—	—	—	—	—			
	38	38S8M	96.77	95.39		—	—	—	—	—			
	40	40S8M	101.86	100.49		—	—	—	—	—			
	44	44S8M	112.05	110.67		—	—	—	—	—			
	48	48S8M	122.23	120.86		—	—	—	—	—			
	50	50S8M	127.32	125.95		—	—	—	—	—			
	60	60S8M	152.79	151.42		—	—	—	—	—			
	(72)	72S8M	183.35	181.97		—	15·25·40·60	—	—	—			
(84)	84S8M	213.90	212.53	—	—	—	—	—					
(96)	96S8M	244.46	243.09	—	—	—	—	—					
(120)	120S8M	305.58	304.21	—	25·40·60	—	—	—					

- No. of teeth in ( ) is nonstocked item.
- Flange is not sold separately as a single item.
- A and B types are made from steel, W type is made from cast metal.



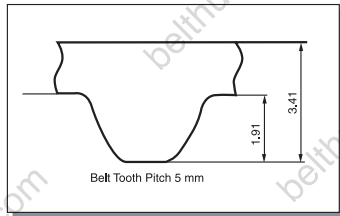
Characteristics of timing belt 'MEGA TORQUE' for low speed/high torque drive :

- **Large transmission capacity**  
(About twice the capacity of SUPER TORQUE may vary with pulley diameter and revolution speed.)
- **Compact design possible**  
Approximately 40% smaller width on average for the same pulley diameter of SUPER TORQUE
- **Pulley of existing models can be used.** SUPER TORQUE (S8M, S14M) pulleys can be used as per usual.  
\* Please contact us regarding pulleys for MTS5M.

## ● MEGA TORQUE G

### Dimensions - Tooth Shape & Product Code -

#### ● MTS5M

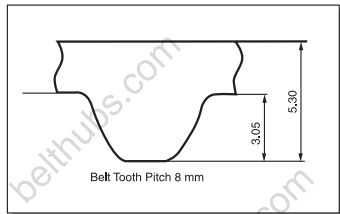


Standard Belt Width

Nominal Width	Belt Width (mm)
100	10
150	15
250	25

250 MT S5M 1125 G Rubber  
Nominal Width (mm) x10 MEGA TORQUE Belt Type Belt Length (mm)

#### ● MTS8M

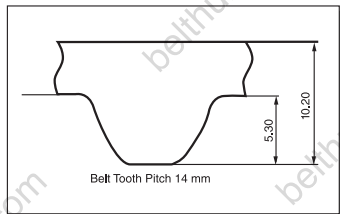


Standard Belt Width

Nominal Width	Belt Width (mm)
150	15
250	25
300	30
400	40
600	60

250 MT S8M 1680 G Rubber  
Nominal Width (mm) x10 MEGA TORQUE Belt Type Belt Length (mm)

#### ● MTS14M



Standard Belt Width

Nominal Width	Belt Width (mm)
400	40
600	60
800	80
1000	100
1200	120

600 MT S14M 2100 G Rubber  
Nominal Width (mm) x10 MEGA TORQUE Belt Type Belt Length (mm)

### Standard Belt Sizes

MTS5M(Pitch 5mm)			
Nominal length	Number of Teeth	Nominal length	Number of Teeth
MTS5M 225 G	45	MTS5M 850 G	170
MTS5M 255 G	51	MTS5M 870 G	174
MTS5M 260 G	52	MTS5M 890 G	178
MTS5M 285 G	57	MTS5M 900 G	180
MTS5M 295 G	59	MTS5M 930 G	186
MTS5M 300 G	60	MTS5M 950 G	190
MTS5M 305 G	61	MTS5M 965 G	193
MTS5M 320 G	64	MTS5M 975 G	195
MTS5M 325 G	65	MTS5M 980 G	196
MTS5M 340 G	68	MTS5M 1000 G	200
MTS5M 350 G	70	MTS5M 1025 G	205
MTS5M 375 G	75	MTS5M 1050 G	210
MTS5M 380 G	76	MTS5M 1055 G	211
MTS5M 390 G	78	MTS5M 1085 G	217
MTS5M 400 G	80	MTS5M 1090 G	218
MTS5M 410 G	82	MTS5M 1100 G	220
MTS5M 425 G	85	MTS5M 1105 G	221
MTS5M 435 G	87	MTS5M 1115 G	223
MTS5M 440 G	88	MTS5M 1120 G	224
MTS5M 450 G	90	MTS5M 1125 G	225
MTS5M 460 G	92	MTS5M 1135 G	227
MTS5M 470 G	94	MTS5M 1145 G	229
MTS5M 475 G	95	MTS5M 1160 G	232
MTS5M 490 G	98	MTS5M 1165 G	233
MTS5M 500 G	100	MTS5M 1195 G	239
MTS5M 520 G	104	MTS5M 1200 G	240
MTS5M 530 G	106	MTS5M 1225 G	245
MTS5M 545 G	109	MTS5M 1250 G	250
MTS5M 550 G	110	MTS5M 1270 G	254
MTS5M 560 G	112	MTS5M 1290 G	258
MTS5M 575 G	115	MTS5M 1295 G	259
MTS5M 590 G	118	MTS5M 1350 G	270
MTS5M 595 G	119	MTS5M 1420 G	284
MTS5M 600 G	120	MTS5M 1475 G	295
MTS5M 615 G	123	MTS5M 1500 G	300
MTS5M 625 G	125	MTS5M 1505 G	301
MTS5M 640 G	128	MTS5M 1530 G	306
MTS5M 650 G	130	MTS5M 1595 G	319
MTS5M 665 G	133	MTS5M 1605 G	321
MTS5M 670 G	134	MTS5M 1615 G	323
MTS5M 675 G	135	MTS5M 1680 G	336
MTS5M 690 G	138	MTS5M 1690 G	338
MTS5M 695 G	139	MTS5M 1715 G	343
MTS5M 700 G	140	MTS5M 1800 G	360
MTS5M 710 G	142	MTS5M 1945 G	389
MTS5M 720 G	144	MTS5M 2000 G	400
MTS5M 725 G	145	MTS5M 2145 G	429
MTS5M 730 G	146	MTS5M 2255 G	451
MTS5M 740 G	148	MTS5M 2480 G	496
MTS5M 750 G	150	MTS5M 2525 G	505
MTS5M 765 G	153	MTS5M 2870 G	574
MTS5M 780 G	156	MTS5M 2980 G	596
MTS5M 800 G	160	MTS5M 3090 G	618
MTS5M 810 G	162	MTS5M 3270 G	654
MTS5M 830 G	166	MTS5M 3480 G	696
MTS5M 845 G	169		

MTS8M(Pitch 8mm)				MTS14M(Pitch 14mm)			
Nominal length	Number of teeth	Nominal length	Number of teeth	Nominal length	Number of teeth	Nominal length	Number of teeth
MTS8M 528 G	66	MTS8M 1216 G	152	MTS8M 2104 G	263	MTS14M 1008 G	72
MTS8M 560 G	70	MTS8M 1224 G	153	MTS8M 2120 G	265	MTS14M 1120 G	80
MTS8M 584 G	73	MTS8M 1248 G	156	MTS8M 2160 G	270	MTS14M 1190 G	85
MTS8M 600 G	75	MTS8M 1256 G	157	MTS8M 2240 G	280	MTS14M 1246 G	89
MTS8M 632 G	79	MTS8M 1280 G	160	MTS8M 2272 G	284	MTS14M 1288 G	92
MTS8M 640 G	80	MTS8M 1296 G	162	MTS8M 2304 G	288	MTS14M 1400 G	100
MTS8M 655 G	82	MTS8M 1304 G	163	MTS8M 2376 G	297	MTS14M 1470 G	105
MTS8M 712 G	89	MTS8M 1312 G	164	MTS8M 2400 G	300	MTS14M 1540 G	110
MTS8M 720 G	90	MTS8M 1320 G	165	MTS8M 2496 G	312	MTS14M 1610 G	115
MTS8M 760 G	95	MTS8M 1352 G	169	MTS8M 2600 G	325	MTS14M 1652 G	118
MTS8M 800 G	100	MTS8M 1360 G	170	MTS8M 2800 G	350	MTS14M 1708 G	122
MTS8M 824 G	103	MTS8M 1384 G	173	MTS8M 2920 G	365	MTS14M 1736 G	124
MTS8M 840 G	105	MTS8M 1400 G	175	MTS8M 2944 G	368	MTS14M 1750 G	125
MTS8M 848 G	106	MTS8M 1424 G	178	MTS8M 3048 G	381	MTS14M 1778 G	127
MTS8M 856 G	107	MTS8M 1440 G	180	MTS8M 3200 G	400	MTS14M 1806 G	129
MTS8M 880 G	110	MTS8M 1480 G	185	MTS8M 3248 G	406	MTS14M 1890 G	135
MTS8M 896 G	112	MTS8M 1488 G	186	MTS8M 3272 G	408	MTS14M 1932 G	138
MTS8M 912 G	114	MTS8M 1520 G	190	MTS8M 3440 G	430	MTS14M 1960 G	140
MTS8M 920 G	115	MTS8M 1552 G	194	MTS8M 3680 G	460	MTS14M 2002 G	143
MTS8M 928 G	116	MTS8M 1600 G	200	MTS8M 3720 G	465	MTS14M 2100 G	150
MTS8M 944 G	118	MTS8M 1640 G	205	MTS8M 3904 G	488	MTS14M 2198 G	157
MTS8M 952 G	119	MTS8M 1648 G	206	MTS8M 3928 G	491	MTS14M 2240 G	160
MTS8M 960 G	120	MTS8M 1680 G	210	MTS8M 4400 G	550	MTS14M 2310 G	165
MTS8M 976 G	122	MTS8M 1696 G	212			MTS14M 2380 G	170
MTS8M 984 G	123	MTS8M 1728 G	216			MTS14M 2450 G	175
MTS8M 1000 G	125	MTS8M 1760 G	220			MTS14M 2500 G	179
MTS8M 1024 G	128	MTS8M 1776 G	222			MTS14M 2590 G	185
MTS8M 1040 G	130	MTS8M 1792 G	224			MTS14M 2660 G	190
MTS8M 1056 G	132	MTS8M 1800 G	225			MTS14M 2800 G	200
MTS8M 1080 G	135	MTS8M 1816 G	227			MTS14M 2940 G	210
MTS8M 1096 G	137	MTS8M 1832 G	229			MTS14M 3150 G	225
MTS8M 1120 G	140	MTS8M 1880 G	235			MTS14M 3360 G	240
MTS8M 1128 G	141	MTS8M 1912 G	239			MTS14M 3500 G	250
MTS8M 1136 G	142	MTS8M 1960 G	245			MTS14M 3556 G	254
MTS8M 1152 G	144	MTS8M 2000 G	250			MTS14M 3850 G	275
MTS8M 1160 G	145	MTS8M 2040 G	255			MTS14M 4004 G	286
MTS8M 1184 G	148	MTS8M 2048 G	256			MTS14M 4508 G	322
MTS8M 1200 G	150	MTS8M 2064 G	258			MTS14M 5012 G	358

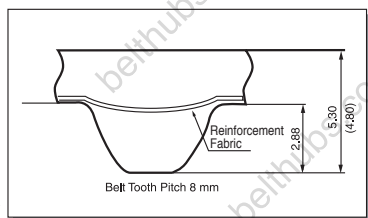
# MegaTorque U



## ● MEGA TORQUE U

### Dimensions

- Tooth Shape & Product Code -



#### Standard Belt Width


Nominal Width	Belt Width (mm)
150	15
250	25
400	40
600	60

250 MT S8M 1000 U  
 Nominal Width (mm) x10 MEGA TORQUE Belt Type Belt Length (mm) Polyurethane

### Standard Belt Sizes

MTS8M(Pitch 8mm)	
Nominal length	Number of teeth
MTS8M 560 U	70
MTS8M 600 U	75
MTS8M 640 U	80
MTS8M 680 U	85
MTS8M 720 U	90
MTS8M 760 U	95
* MTS8M 800 U	100
MTS8M 848 U	106
MTS8M 896 U	112
MTS8M 960 U	120
MTS8M 1000 U	125
MTS8M 1056 U	132
MTS8M 1120 U	140
MTS8M 1200 U	150
MTS8M 1256 U	157
MTS8M 1272 U	159
MTS8M 1280 U	160
MTS8M 1304 U	163
MTS8M 1320 U	165
* MTS8M 1328 U	166
MTS8M 1360 U	170
MTS8M 1440 U	180
MTS8M 1520 U	190
MTS8M 1600 U	200
MTS8M 1696 U	212
* MTS8M 1792 U	224
* MTS8M 1888 U	236

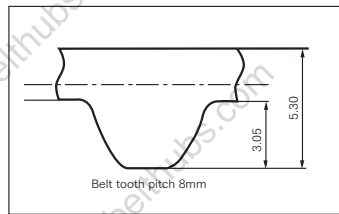
● Total thickness of belt sizes with \* mark is 4.80mm.



## Characteristics and Advantages of Extra High Torque Timing Belt "MEGA TORQUE GII /GIIP"

- Larger power transmission capacity  
New cord material minimizes belt stretch and withstands higher power transmission capacity. Power transmission capacity is more than 1.5 times of MEGA TORQUE G.
- Long operation life  
Introducing anti-abrasive low friction fabric brings high durability at higher torque. Belt life is 2 times longer than MEGA TORQUE G.
- Low noise  
Running noise is reduced by 18% from regular timing belt when you use specially designed pulley and narrower width belt.  
\* Specially designed pulley is required.

### ● MTS8M

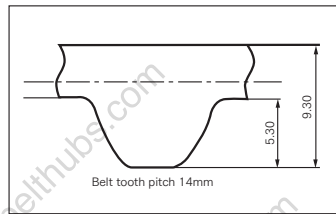


Standard Belt Width

Belt Width Code	Belt Width (mm)
150	15
250	25
300	30
400	40
600	60

**250 MT S8M 1680 G2**  
 Belt Width (mm)x10    MEGA TORQUE    Belt Type    Belt Length (mm)    G2 Specification

### ● MTS14M



Standard Belt Width

Belt Width Code	Belt Width (mm)
400	40
600	60
800	80
1000	100
1200	120

**600 MT S14M 2100 G2P**  
 Belt Width (mm)x10    MEGA TORQUE    Belt Type    Belt Length (mm)    G2P Specification

## Standard Belt Sizes

MTS8M (Pitch 8 mm)					
Nominal length	Number of Teeth	Nominal length	Number of Teeth	Nominal length	Number of Teeth
MTS8M 528 G2	66	MTS8M 1136 G2	142	MTS8M 1800 G2	225
MTS8M 560 G2	70	MTS8M 1152 G2	144	MTS8M 1816 G2	227
MTS8M 584 G2	73	MTS8M 1160 G2	145	MTS8M 1832 G2	229
MTS8M 600 G2	75	MTS8M 1184 G2	148	MTS8M 1880 G2	235
MTS8M 632 G2	79	MTS8M 1200 G2	150	MTS8M 1912 G2	239
MTS8M 640 G2	80	MTS8M 1216 G2	152	MTS8M 1960 G2	245
MTS8M 656 G2	82	MTS8M 1224 G2	153	MTS8M 2000 G2	250
MTS8M 712 G2	89	MTS8M 1248 G2	156	MTS8M 2040 G2	255
MTS8M 720 G2	90	MTS8M 1256 G2	157	MTS8M 2048 G2	256
MTS8M 760 G2	95	MTS8M 1280 G2	160	MTS8M 2064 G2	258
MTS8M 800 G2	100	MTS8M 1296 G2	162	MTS8M 2104 G2	263
MTS8M 824 G2	103	MTS8M 1304 G2	163	MTS8M 2120 G2	265
MTS8M 840 G2	105	MTS8M 1312 G2	164	MTS8M 2160 G2	270
MTS8M 848 G2	106	MTS8M 1320 G2	165	MTS8M 2240 G2	280
MTS8M 856 G2	107	MTS8M 1352 G2	169	MTS8M 2272 G2	284
MTS8M 880 G2	110	MTS8M 1360 G2	170	MTS8M 2304 G2	288
MTS8M 896 G2	112	MTS8M 1384 G2	173	MTS8M 2376 G2	297
MTS8M 912 G2	114	MTS8M 1400 G2	175	MTS8M 2400 G2	300
MTS8M 920 G2	115	MTS8M 1424 G2	178	MTS8M 2496 G2	312
MTS8M 928 G2	116	MTS8M 1440 G2	180	MTS8M 2600 G2	325
MTS8M 944 G2	118	MTS8M 1480 G2	185	MTS8M 2800 G2	350
MTS8M 952 G2	119	MTS8M 1488 G2	186	MTS8M 2920 G2	365
MTS8M 960 G2	120	MTS8M 1520 G2	190	MTS8M 2944 G2	368
MTS8M 976 G2	122	MTS8M 1552 G2	194	MTS8M 3048 G2	381
MTS8M 984 G2	123	MTS8M 1600 G2	200	MTS8M 3200 G2	400
MTS8M 1000 G2	125	MTS8M 1640 G2	205	MTS8M 3248 G2	406
MTS8M 1024 G2	128	MTS8M 1648 G2	206	MTS8M 3272 G2	409
MTS8M 1040 G2	130	MTS8M 1680 G2	210	MTS8M 3440 G2	430
MTS8M 1056 G2	132	MTS8M 1696 G2	212	MTS8M 3680 G2	460
MTS8M 1080 G2	135	MTS8M 1728 G2	216	MTS8M 3720 G2	465
MTS8M 1096 G2	137	MTS8M 1760 G2	220	MTS8M 3928 G2	491
MTS8M 1120 G2	140	MTS8M 1776 G2	222	MTS8M 3904 G2	488
MTS8M 1128 G2	141	MTS8M 1792 G2	224	MTS8M 4400 G2	550


MTS14M (Pitch 14 mm)					
Nominal length	Number of Teeth	Nominal length	Number of Teeth	Nominal length	Number of Teeth
MTS14M 1008 G2P	72	MTS14M 1778 G2P	127	MTS14M 2590 G2P	185
MTS14M 1120 G2P	80	MTS14M 1806 G2P	129	MTS14M 2660 G2P	190
MTS14M 1190 G2P	85	MTS14M 1890 G2P	135	MTS14M 2800 G2P	200
MTS14M 1246 G2P	89	MTS14M 1932 G2P	138	MTS14M 2940 G2P	210
MTS14M 1288 G2P	92	MTS14M 1960 G2P	140	MTS14M 3150 G2P	225
MTS14M 1400 G2P	100	MTS14M 2002 G2P	143	MTS14M 3360 G2P	240
MTS14M 1470 G2P	105	MTS14M 2100 G2P	150	MTS14M 3500 G2P	250
MTS14M 1540 G2P	110	MTS14M 2198 G2P	157	MTS14M 3556 G2P	254
MTS14M 1610 G2P	115	MTS14M 2240 G2P	160	MTS14M 3850 G2P	275
MTS14M 1652 G2P	118	MTS14M 2310 G2P	165	MTS14M 4004 G2P	286
MTS14M 1708 G2P	122	MTS14M 2380 G2P	170	MTS14M 4508 G2P	322
MTS14M 1736 G2P	124	MTS14M 2450 G2P	175	MTS14M 5012 G2P	358
MTS14M 1750 G2P	125	MTS14M 2506 G2P	179		



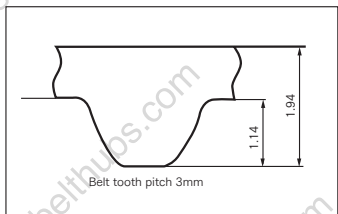
# MegaTorque EX

## Characteristics and advantages of High Precision Positioning Timing Belt "MEGA TORQUE EX"

- **High Jumping resistance**  
By introducing high modulus cord, belt jumping torque extremely increased thus it prevents belt jumping against sudden acceleration and deceleration.
- **High damping characteristic**  
Improvement in damping characteristics using super high modulus cord. By shortening time to stop belt vibration, made more accurate positioning efficiency.
- **High precision of positioning repeatability**  
Less stretch of the belt provides high accuracy of positioning repeatability. Belt positioning efficiency and repeatability was extremely improved by using special pulley for minimum backlash.



### ● MTS3M

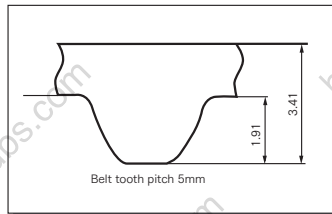


Standard Belt Width

Belt Width Code	Belt Width (mm)
60	6
100	10
150	15

**100** **MT** **S3M** **450** **EX**  
 Belt Width (mm)x10    MEGA TORQUE    Belt Type    Belt Length (mm)    EX Specification

### ● MTS5M



Standard Belt Width

Belt Width Code	Belt Width (mm)
100	10
150	15
250	25

**100** **MT** **S5M** **600** **EX**  
 Belt Width (mm)x10    MEGA TORQUE    Belt Type    Belt Length (mm)    EX Specification

### Standard Belt Sizes

MTS3M (Pitch 3 mm)	
Nominal length	Number of teeth
MTS3M 171 EX	57
MTS3M 240 EX	80
MTS3M 270 EX	90
MTS3M 300 EX	100
MTS3M 324 EX	108
MTS3M 330 EX	110
MTS3M 360 EX	120
MTS3M 390 EX	130
MTS3M 420 EX	140
MTS3M 450 EX	150
MTS3M 480 EX	160
MTS3M 510 EX	170
MTS3M 540 EX	180
MTS3M 570 EX	190
MTS3M 588 EX	196
MTS3M 600 EX	200
MTS3M 660 EX	220
MTS3M 720 EX	240
MTS3M 780 EX	260
MTS3M 918 EX	306
MTS3M 1035 EX	345
MTS3M 1521 EX	507
MTS3M 1788 EX	596
MTS3M 2538 EX	846

### Standard Belt Sizes

MTS5M (Pitch 5 mm)	
Nominal length	Number of teeth
MTS5M 275 EX	55
MTS5M 300 EX	60
MTS5M 325 EX	65
MTS5M 350 EX	70
MTS5M 400 EX	80
MTS5M 435 EX	87
MTS5M 450 EX	90
MTS5M 500 EX	100
MTS5M 525 EX	105
MTS5M 550 EX	110
MTS5M 575 EX	115
MTS5M 600 EX	120
MTS5M 650 EX	130
MTS5M 690 EX	138
MTS5M 700 EX	140
MTS5M 720 EX	144
MTS5M 750 EX	150
MTS5M 800 EX	160
MTS5M 850 EX	170
MTS5M 880 EX	176
MTS5M 900 EX	180
MTS5M 950 EX	190
MTS5M 1000 EX	200
MTS5M 1780 EX	356
MTS5M 3835 EX	767

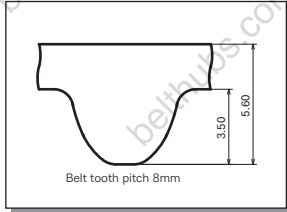
# GigaTorque GX

- Introducing high modulus but high flexibility carbon cord, this belt shows high tensile strength and high flexibility.
- You may expect this belt to minimize space, weight and noise of machinery and equipment by applying narrower belt width compared to regular timing belt.
- This belt can be applied for the applicability of chain drive system.

## Dimensions

- Tooth Shape & Product Code -

### ● G8M

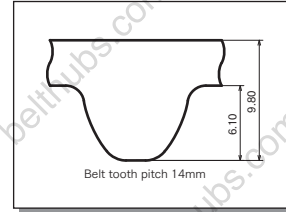


G8M Standard Belt Width

Belt Width(mm)	12	21	36	62
Belt Width Code	120	210	360	620

**3 6 0**   **G 8 M**   **2 4 0 0**   **G X**  
 Nominal Width (mm × 10)   Belt Type   Nominal Length (mm)   GX Spec.

### ● G14M



G14M Standard Belt Width

Belt Width(mm)	20	37	68	90	125
Belt Width Code	200	370	680	900	1250

**3 7 0**   **G 1 4 M**   **2 1 0 0**   **G X**  
 Nominal Width (mm × 10)   Belt Type   Nominal Length (mm)   GX Spec.

## Standard Belt Sizes

G8M	
Nominal length	Number of teeth
G8M 640	80
G8M 720	90
G8M 800	100
G8M 880	110
G8M 896	112
G8M 960	120
G8M 1000	125
G8M 1040	130
G8M 1056	132
G8M 1096	137
G8M 1120	140
G8M 1200	150
G8M 1224	153
G8M 1280	160
G8M 1400	175
G8M 1440	180
G8M 1600	200
G8M 1672	209
G8M 1760	220
G8M 1792	224
G8M 1800	225
G8M 1912	239
G8M 2000	250
G8M 2104	263
G8M 2200	275
G8M 2240	280
G8M 2400	300
G8M 2520	315
G8M 2600	325
G8M 2800	350
G8M 2840	355
G8M 3048	381
G8M 3200	400
G8M 3280	410
G8M 3600	450
G8M 4000	500
G8M 4400	550
G8M 4480	560

## Standard Belt Sizes


G14M	
Nominal length	Number of teeth
G14M 994	71
G14M 1120	80
G14M 1190	85
G14M 1260	90
G14M 1302	93
G14M 1344	96
G14M 1400	100
G14M 1568	112
G14M 1610	115
G14M 1750	125
G14M 1890	135
G14M 1960	140
G14M 2002	143
G14M 2100	150
G14M 2240	160
G14M 2310	165
G14M 2380	170
G14M 2450	175
G14M 2520	180
G14M 2590	185
G14M 2660	190
G14M 2800	200
G14M 3136	224
G14M 3304	236
G14M 3360	240
G14M 3500	250
G14M 3850	275
G14M 3920	280
G14M 4326	309
G14M 4144	296
G14M 4410	315

● S = Single-sided  
 ● Some sizes may not be in stock. Please contact us for the stock status before placing an order.

# H Series Timing Belt

Round shape belt teeth enable the distribution of load stress uniformly over the entire belt tooth. Since the belt tooth engages with the pulley groove without any interference, stress concentration at the root of the belt tooth can be eliminated. This belt can be used as an alternative for chains and gears with advantages such as :

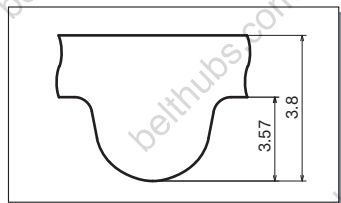
- High power transmission capacity
- Long operation life
- Quiet operation
- Cost-efficiency



## Dimensions

- Tooth Shape & Product Code -

### ●H5M



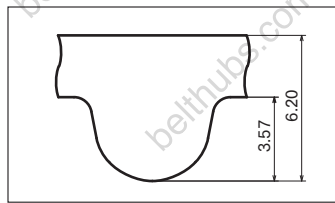
The above mentioned shapes and figures are only for reference.

#### H5M Standard Belt Width

Belt Width (mm)	9.0	15.0	25.0
Belt Width Code	9	15	25

**600**      **H5M**      **15**  
Belt Pitch Length      Belt Type      Belt Width

### ●H8M



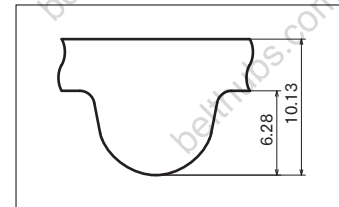
The above mentioned shapes and figures are only for reference.

#### H8M Standard Belt Width

Belt Width (mm)	20.0	30.0	50.0	85.0
Belt Width Code	20	30	50	85

**800**      **H8M**      **30**  
Belt Pitch Length      Belt Type      Belt Width

### ●H14M



The above mentioned shapes and figures are only for reference.

#### H14M Standard Belt Width

Belt Width (mm)	40.0	55.0	85.0	115.0
Belt Width Code	40	55	85	115

**1610**      **H14M**      **40**  
Belt Pitch Length      Belt Type      Belt Width

## Standard Belt Sizes

### H5M (Pitch 5 mm)

Nominal length	Number of teeth
180 H5M	36
295 H5M	59
340 H5M	68
350 H5M	70
400 H5M	80
410 H5M	82
420 H5M	84
450 H5M	90
475 H5M	95
500 H5M	100
520 H5M	104
565 H5M	113
575 H5M	115
600 H5M	120
670 H5M	134
740 H5M	148
770 H5M	154
800 H5M	160
835 H5M	167
850 H5M	170
920 H5M	184
950 H5M	190
965 H5M	193
980 H5M	196
1050 H5M	210
1270 H5M	254
1420 H5M	284
1690 H5M	338
1800 H5M	360
2000 H5M	400

● Some sizes may not be in stock. Please contact us for the stock status before placing an order.

## Standard Belt Sizes

### H8M (Pitch 8 mm)

Nominal length	Number of Teeth	Manufacturable Size	Nominal length	Number of teeth	Manufacturable Size
424 H8M	53	S	1248 H8M	156	S · D
480 H8M	60	S	1280 H8M	160	S · D
536 H8M	67	S · D	1304 H8M	163	S · D
560 H8M	70	S · D	1320 H8M	165	S · D
592 H8M	74	S · D	1360 H8M	170	S · D
600 H8M	75	S · D	1392 H8M	174	S · D
624 H8M	78	S · D	1400 H8M	175	S · D
632 H8M	79	S · D	1424 H8M	178	S · D
640 H8M	80	S · D	1432 H8M	179	S · D
656 H8M	82	S · D	1440 H8M	180	S · D
680 H8M	85	S · D	1480 H8M	185	S · D
720 H8M	90	S · D	1520 H8M	190	S · D
760 H8M	95	S · D	1600 H8M	200	S · D
776 H8M	97	S · D	1680 H8M	210	S · D
800 H8M	100	S · D	1696 H8M	212	S · D
840 H8M	105	S · D	1728 H8M	216	S · D
856 H8M	107	S · D	1760 H8M	220	S · D
880 H8M	110	S · D	1800 H8M	225	S · D
896 H8M	112	S · D	1896 H8M	237	S · D
912 H8M	114	S · D	1904 H8M	238	S · D
920 H8M	115	S · D	1936 H8M	242	S · D
936 H8M	117	S · D	2000 H8M	250	S · D
960 H8M	120	S · D	2080 H8M	260	S · D
968 H8M	121	S · D	2104 H8M	263	S · D
1000 H8M	125	S · D	2160 H8M	270	S · D
1040 H8M	130	S · D	2240 H8M	280	S · D
1056 H8M	132	S · D	2272 H8M	284	S · D
1064 H8M	133	S · D	2400 H8M	300	S · D
1080 H8M	135	S · D	2504 H8M	313	S · D
1120 H8M	140	S · D	2600 H8M	325	S · D
1128 H8M	141	S · D	2800 H8M	350	S · D
1152 H8M	144	S · D	3048 H8M	381	S · D
1160 H8M	145	S · D	3200 H8M	400	S · D
1200 H8M	150	S · D	3280 H8M	410	S · D
1224 H8M	153	S · D	3600 H8M	450	S · D

- S = Single-sided D = Double timing belt
- The design procedure and the defined drive capacity of single-sided timing belts are applied to the equivalent double-sided timing belts.
- Some sizes may not be in stock. Please contact us for the stock status before placing an order.

## Standard Belt Sizes

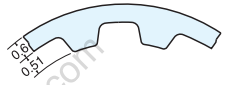
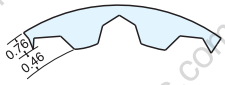

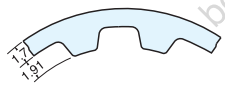


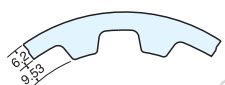

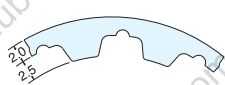

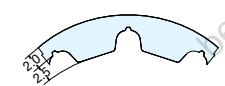
### H14M (Pitch 14 mm)

Nominal length	Number of teeth
784 H14M	56
826 H14M	59
924 H14M	66
966 H14M	69
1148 H14M	82
1190 H14M	85
1344 H14M	96
1400 H14M	100
1456 H14M	104
1512 H14M	108
1540 H14M	110
1568 H14M	112
1610 H14M	115
1638 H14M	117
1652 H14M	118
1680 H14M	120
1736 H14M	124
1778 H14M	127
1890 H14M	125
1932 H14M	138
1946 H14M	139
2002 H14M	143
2100 H14M	150
2198 H14M	157
2310 H14M	165
2450 H14M	175
2590 H14M	185
2940 H14M	210
3150 H14M	225
3500 H14M	250
4578 H14M	327

● Some sizes may not be in stock. Please contact us for the stock status before placing an order.

# Trapezoidal Tooth Timing Belt

## Belt Type, Dimensions & Product Code

Belt Type	Standard Dimensions	Standard Width		Product Code	Minimum Pulley Size <sup>1</sup>		Applications
		Code	Width(mm)		Pulley Diameter(mm)	Number of teeth	
MXL (DMXL) GB	 Belt Tooth Pitch 0.08" (2.032mm)	3.2 4.8 6.4 9.5 12.7	3.2 4.8 6.4 9.5 12.7	<b>125 (D) MXL 6.4</b> Number of Teeth   Belt Type   Belt Width(mm)	6.47	10	Home sewing machine, typewriter, ATM, coin changer, cash register, printing machine, facsimile, measurement equipment, ticket machine, camera, paper feeder, printer, CPU peripherals, card reader, fish sonar finder, medical measurement equipment, radio-controlled model, audio player, VTR, editing equipment
T80 U	 Belt Tooth Pitch 0.08" (2.032mm)	3.2 4.8 6.4 8.0 9.5	3.2 4.8 6.4 8.0 9.5	<b>125 T80 6.4</b> Number of Teeth   Belt Type   Belt Width(mm)	6.47	10	Printer, copier, car antenna, projector
XL GB·U (DXL) GB	 Belt Tooth Pitch 1/5" (5.080mm)	025 031 037 050	6.4 7.9 9.5 12.7	<b>120 (D) XL 037</b> Belt Length (inch)×10   Double Type   Belt Type   Belt Width (inch)×100	16.17	10	Home sewing machine, line printer, medical bed, electrical shaver, auto door, copier, massage machine, editing machine, ticket machine, mower, food processor, calculator, fish sonar finder, blood pump, home meat slicer
L G·U (DL) G	 Belt Tooth Pitch 3/8" (9.525mm)	050 075 100 150	12.7 19.1 25.4 38.1	<b>510 (D) L 100</b> Belt Length (inch)×10   Double Type   Belt Type   Belt Width (inch)×100	36.38	12	Vending machine, wiper, packing machine, quenching machine, lift, ice crusher, industrial drier, automated golf cart, computer, copier, plastic lens polishing machine, food processing machine, seaweed collector
H (DH) G	 Belt Tooth Pitch 1/2" (12.700mm)	075 100 150 200 300	19.1 25.4 38.1 50.8 76.2	<b>510 (D) H 100</b> Belt Length (inch)×10   Double Type   Belt Type   Belt Width (inch)×100	56.60	14	Small milling machine, mower, power generator, compressor, scrap chopper, hole finishing machine, drilling machine, glass bottle making machine, food processing machines, rope coiler, roll coater, mill roll, woodworking machinery
XH G	 Belt Tooth Pitch 7/8" (22.225mm)	200 300 400 500 600	50.8 76.2 101.6 127.0 152.4	<b>1120 XH 300</b> Belt Length (inch)×10   Belt Type   Belt Width (inch)×100	127.34	18	Saw mill, cutting machine, cutter, mixer, pump, welder, centrifuge, drilling machine, oscillating mill, lathe, wool loom, paper manufacturing machine, textile machine
XXH G	 Belt Tooth Pitch 1 1/4" (31.750mm)	200 300 400 500 600	50.8 76.2 101.6 127.0 152.4	<b>1200 XXH 300</b> Belt Length (inch)×10   Belt Type   Belt Width (inch)×100	181.92	18	Blower, high pressure pump, change gear, rod mill, compressor, NC lathe, vibrator, mixer, abrasive boring machine
T5 (DT5) U	 Belt Tooth Pitch 5mm	05 10 15 20	5.0 10.0 15.0 20.0	<b>(D) T5 - 20 - 100</b> Belt Type   Number of Teeth   Double Type   Belt Width(mm)	19.10	12	Data writer, facsimile, sewing machine
T10 (DT10) U	 Belt Tooth Pitch 10mm	15 20 25 30 40 50	15.0 20.0 25.0 30.0 40.0 50.0	<b>(D) T10 - 20 - 100</b> Belt Type   Number of Teeth   Double Type   Belt Width(mm)	44.56	14	Packaging machine, card reader, textile machine, paper manufacturing machine, NC lathe, conveyor
AT5 U	 Belt Tooth Pitch 5mm	10 20 30	10.0 20.0 30.0	<b>AT5 - 20 - 975</b> Belt Type   Belt Length(mm)   Belt Width(mm)	19.10	12	Machine tools, pumps, textile machinery
AT10 U	 Belt Tooth Pitch 10mm	10 20 30	10.0 20.0 30.0	<b>AT10 - 20 - 1280</b> Belt Type   Belt Length(mm)   Belt Width(mm)	47.75	15	Construction machines, pumps, paper-making machines, compressors, textile machinery, sanding machines, machine tools, roller-table conveyor drives

●GB : Bare Back Rubber Timing Belt ●G : Rubber Timing Belt ●U : Polyurethane Timing Belt

(Note) 1. Maximum transmission power varies depending on belt width and operating speed with the same belt.

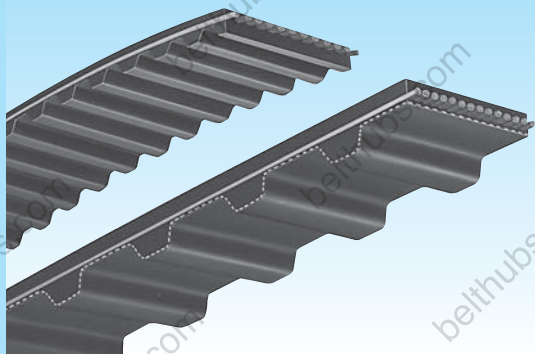
The values in above table are for your reference. Please use correct values from relevant design catalog when you design.

2. For G (rubber) type, use heat resistant or oil resistant specification when the belts are used in high temperature (up to 120 °C) or where oil may contaminate the belts.

# Timing Belt G

This synchronous transmission belt eliminates the problems of chains and gears. Extra small pitch type fits well with precision equipments and information devices.

- Thin, lightweight and superior flexibility of this belt allows compact design application.
- Enables efficient high speed power transmission
- Low noise operation compared to chain/gear use
- Cost-efficient
- Maintenance-free
- Standard belt can be used in temperature range between -30°C and +90°C



## Standard Belt Sizes

Belt Type		MXL															
Tooth Pitch		0.08"(2.032mm)															
Code(width)		3.2(3.2mm) 4.8(4.8mm) 6.4(6.4mm) 9.5(9.5mm) 12.7(12.7mm)															
Size	Nominal length	Number of teeth	Pitch Length(mm)	Manufacturable Size GB	Nominal length	Number of teeth	Pitch Length(mm)	Manufacturable Size GB	Nominal length	Number of teeth	Pitch Length(mm)	Manufacturable Size GB	Nominal length	Number of teeth	Pitch Length(mm)	Manufacturable Size GB	
																	34 MXL
35 MXL	35	71.12	S	109 MXL	109	221.49	S	221 MXL	221	449.07	S-D	400 MXL	400	812.80	S-D		
40 MXL	40	81.28	S	110 MXL	110	223.52	S	222 MXL	222	451.10	S-D	405 MXL	405	822.96	S-D		
41 MXL	41	83.31	S	112 MXL	112	227.58	S	224 MXL	224	455.17	S-D	411 MXL	411	835.15	S-D		
45 MXL	45	91.44	S	114 MXL	114	231.65	S	226 MXL	226	459.23	S-D	415 MXL	415	843.28	S-D		
46 MXL	46	93.47	S	115 MXL	115	233.68	S	227 MXL	227	461.26	S-D	419 MXL	419	851.41	S-D		
48 MXL	48	97.54	S	118 MXL	118	239.78	S	228 MXL	228	463.30	S-D	420 MXL	420	853.44	S-D		
49 MXL	49	99.57	S	119 MXL	119	241.81	S	230 MXL	230	467.36	S-D	424 MXL	424	861.57	S-D		
50 MXL	50	101.60	S	120 MXL	120	243.84	S	232 MXL	232	471.42	S-D	435 MXL	435	883.92	S-D		
51 MXL	51	103.63	S	121 MXL	121	245.87	S	236 MXL	236	479.55	S-D	436 MXL	436	885.95	S-D		
52 MXL	52	105.66	S	122 MXL	122	247.90	S	239 MXL	239	485.65	S-D	438 MXL	438	890.02	S-D		
53 MXL	53	107.70	S	123 MXL	123	249.94	S	240 MXL	240	487.68	S-D	448 MXL	448	910.34	S-D		
54 MXL	54	109.73	S	125 MXL	125	254.00	S	243 MXL	243	493.78	S-D	453 MXL	453	920.50	S-D		
55 MXL	55	111.76	S	126 MXL	126	256.03	S	245 MXL	245	497.84	S-D	464 MXL	464	942.85	S-D		
56 MXL	56	113.79	S	127 MXL	127	258.06	S	248 MXL	248	503.94	S-D	475 MXL	475	965.20	S-D		
57 MXL	57	115.82	S	128 MXL	128	260.10	S	250 MXL	250	508.00	S-D	477 MXL	477	969.26	S-D		
59 MXL	59	119.89	S	129 MXL	129	262.13	S	256 MXL	256	520.19	S-D	478 MXL	478	971.30	S-D		
60 MXL	60	121.92	S	130 MXL	130	264.16	S	260 MXL	260	528.32	S-D	487 MXL	487	989.58	S-D		
61 MXL	61	123.95	S	131 MXL	131	266.19	S	262 MXL	262	532.38	S-D	498 MXL	498	1011.94	S-D		
63 MXL	63	128.02	S	132 MXL	132	268.22	S	265 MXL	265	538.48	S-D	500 MXL	500	1016.00	S-D		
65 MXL	65	132.08	S	134 MXL	134	272.29	S	270 MXL	270	548.64	S-D	503 MXL	503	1022.10	S-D		
66 MXL	66	134.11	S	135 MXL	135	274.32	S	273 MXL	273	554.74	S-D	507 MXL	507	1030.22	S-D		
67 MXL	67	136.14	S	138 MXL	138	280.42	S	275 MXL	275	558.80	S-D	515 MXL	515	1046.48	S-D		
68 MXL	68	138.18	S	140 MXL	140	284.48	S	278 MXL	278	564.90	S-D	516 MXL	516	1048.51	S-D		
70 MXL	70	142.24	S	142 MXL	142	288.54	S	280 MXL	280	568.96	S-D	520 MXL	520	1056.64	S-D		
71 MXL	71	144.27	S	144 MXL	144	292.61	S	281 MXL	281	570.99	S-D	525 MXL	525	1066.80	S-D		
72 MXL	72	146.30	S	145 MXL	145	294.64	S-D	285 MXL	285	579.12	S-D	535 MXL	535	1087.12	S-D		
73 MXL	73	148.34	S	146 MXL	146	296.67	S-D	288 MXL	288	585.22	S-D	537 MXL	537	1091.18	S-D		
74 MXL	74	150.37	S	147 MXL	147	298.70	S-D	290 MXL	290	589.28	S-D	548 MXL	548	1113.54	S		
75 MXL	75	152.40	S	148 MXL	148	300.74	S-D	295 MXL	295	599.44	S-D	550 MXL	550	1117.60	S-D		
76 MXL	76	154.43	S	150 MXL	150	304.80	S-D	297 MXL	297	603.50	S-D	569 MXL	569	1156.21	S-D		
77 MXL	77	156.46	S	151 MXL	151	306.83	S	300 MXL	300	609.60	S-D	591 MXL	591	1200.91	S-D		
78 MXL	78	158.50	S	152 MXL	152	308.86	S-D	302 MXL	302	613.66	S	650 MXL	650	1320.80	S-D		
79 MXL	79	160.53	S	154 MXL	154	312.93	S-D	305 MXL	305	619.76	S-D	705 MXL	705	1432.56	S-D		
80 MXL	80	162.56	S	155 MXL	155	314.96	S-D	310 MXL	310	629.92	S-D	772 MXL	772	1568.70	S-D		
81 MXL	81	164.59	S	156 MXL	156	316.99	S-D	312 MXL	312	633.98	S-D	1369 MXL	1369	2781.81	S		
82 MXL	82	166.62	S	158 MXL	158	321.06	S-D	315 MXL	315	640.08	S-D						
83 MXL	83	168.66	S	160 MXL	160	325.12	S-D	318 MXL	318	646.18	S-D						
85 MXL	85	172.72	S	162 MXL	162	329.18	S-D	320 MXL	320	650.24	S-D						
86 MXL	86	174.75	S	165 MXL	165	335.28	S-D	324 MXL	324	658.37	S-D						
87 MXL	87	176.78	S	170 MXL	170	345.44	S-D	330 MXL	330	670.56	S-D						
88 MXL	88	178.82	S	171 MXL	171	347.47	S-D	332 MXL	332	674.62	S-D						
89 MXL	89	180.85	S	175 MXL	175	355.60	S-D	334 MXL	334	678.69	S-D						
90 MXL	90	182.88	S	180 MXL	180	365.76	S-D	336 MXL	336	682.75	S-D						
91 MXL	91	184.91	S	184 MXL	184	373.89	S-D	337 MXL	337	684.78	S-D						
92 MXL	92	186.94	S	185 MXL	185	375.92	S-D	338 MXL	338	686.82	S-D						
93 MXL	93	188.98	S	186 MXL	186	377.95	S-D	339 MXL	339	688.85	S-D						
94 MXL	94	191.01	S	187 MXL	187	379.98	S-D	344 MXL	344	699.01	S-D						
95 MXL	95	193.04	S	188 MXL	188	382.02	S-D	347 MXL	347	705.10	S-D						
96 MXL	96	195.07	S	190 MXL	190	386.08	S-D	348 MXL	348	707.14	S-D						
97 MXL	97	197.10	S	192 MXL	192	390.14	S-D	350 MXL	350	711.20	S-D						
98 MXL	98	199.14	S	194 MXL	194	394.21	S-D	355 MXL	355	721.36	S-D						
99 MXL	99	201.17	S	195 MXL	195	396.24	S-D	359 MXL	359	729.49	S-D						
100 MXL	100	203.20	S	198 MXL	198	402.34	S-D	364 MXL	364	739.65	S-D						
101 MXL	101	205.23	S	200 MXL	200	406.40	S-D	365 MXL	365	741.68	S-D						
102 MXL	102	207.26	S	203 MXL	203	412.50	S-D	367 MXL	367	745.74	S-D						
103 MXL	103	209.30	S	205 MXL	205	416.56	S-D	372 MXL	372	755.90	S-D						
104 MXL	104	211.33	S	210 MXL	210	426.72	S-D	380 MXL	380	772.16	S-D						
105 MXL	105	213.36	S	212 MXL	212	430.78	S-D	386 MXL	386	784.35	S-D						
106 MXL	106	215.39	S	219 MXL	219	445.01	S-D	388 MXL	388	788.42	S						

● S = Single-sided D = Double timing belt  
 ● The design procedure and the defined drive capacity of single-sided timing belts are applied to the equivalent double-sided timing belts.  
 ● Some sizes may not be in stock. Please contact us for the stock status before placing an order.

# Timing Belt G

## Standard Belt Sizes

Belt Type	XL								L				H			
Tooth Pitch	1/5"(5.080mm)								3/8"(9.525mm)				1/2"(12.700mm)			
Code(width)	025(6.4mm) 031(7.9mm) 037(9.5mm) 050(12.7mm)								050(12.7mm) 075(19.1mm) 100(25.4mm) 150(38.1mm)				075(19.1mm) 100(25.4mm) 150(38.1mm) 200(50.8mm) 300(76.2mm)			
Size	Nominal length	Number of teeth	Pitch Length(mm)	Manufacturable Size	Nominal length	Number of teeth	Pitch Length(mm)	Manufacturable Size	Nominal length	Number of teeth	Pitch Length(mm)	Manufacturable Size	Nominal length	Number of teeth	Pitch Length(mm)	Manufacturable Size
				GB Type				GB Type				G Type				G Type
60 XL	30	152.40	S	210 XL	105	533.40	S-D	109 L	29	276.23	S	225 H	45	571.50	S	
64 XL	32	162.56	S	212 XL	106	538.48	S-D	124 L	33	314.33	S	230 H	46	584.20	S	
68 XL	34	172.72	S	216 XL	108	548.64	S-D	135 L	36	342.90	S	240 H	48	609.60	S-D	
70 XL	35	177.80	S	218 XL	109	553.72	S-D	150 L	40	381.00	S	245 H	49	622.30	S-D	
72 XL	35	177.80	S	220 XL	110	558.80	S-D	165 L	44	419.10	S	255 H	51	647.70	S-D	
74 XL	37	182.88	S	228 XL	114	579.12	S-D	173 L	46	438.15	S	270 H	54	685.80	S-D	
76 XL	38	193.04	S	230 XL	115	584.20	S-D	180 L	48	457.20	S	280 H	56	711.20	S-D	
78 XL	39	198.12	S	234 XL	117	594.36	S-D	187 L	50	476.25	S-D	300 H	60	762.00	S-D	
80 XL	40	203.20	S	236 XL	118	599.44	S-D	210 L	56	533.40	S-D	310 H	62	787.40	S-D	
82 XL	41	208.28	S	240 XL	120	609.60	S-D	217 L	58	552.45	S-D	315 H	63	800.10	S-D	
84 XL	42	213.36	S	250 XL	125	635.00	S-D	225 L	60	571.50	S-D	320 H	64	812.80	S-D	
86 XL	43	218.44	S	254 XL	127	645.16	S-D	232 L	62	590.55	S-D	330 H	66	838.20	S-D	
88 XL	44	223.52	S	260 XL	130	660.40	S-D	240 L	64	609.60	S-D	340 H	68	863.60	S-D	
90 XL	45	228.60	S	266 XL	133	675.64	S-D	255 L	68	647.70	S-D	350 H	70	889.00	S-D	
92 XL	46	233.68	S	270 XL	135	685.80	S-D	265 L	71	676.28	S-D	360 H	72	914.40	S-D	
94 XL	47	238.76	S	276 XL	138	701.04	S-D	270 L	72	685.80	S-D	370 H	74	939.80	S-D	
96 XL	48	243.84	S	280 XL	140	711.20	S-D	277 L	74	704.85	S-D	375 H	75	952.50	S-D	
98 XL	49	248.92	S	282 XL	141	716.28	S-D	285 L	76	723.90	S-D	390 H	78	990.60	S-D	
100 XL	50	254.00	S	290 XL	145	736.60	S-D	300 L	80	762.00	S-D	400 H	80	1016.00	S-D	
102 XL	51	259.08	S	300 XL	150	762.00	S-D	315 L	84	800.10	S-D	410 H	82	1041.40	S-D	
104 XL	52	264.16	S	310 XL	155	787.40	S-D	320 L	85	809.63	S-D	420 H	84	1066.80	S-D	
106 XL	53	269.24	S	314 XL	157	797.56	S-D	322 L	86	819.15	S-D	430 H	86	1092.20	S-D	
108 XL	54	274.32	S	320 XL	160	812.80	S-D	334 L	89	847.73	S-D	450 H	90	1143.00	S-D	
110 XL	55	279.40	S	330 XL	165	838.20	S-D	337 L	90	857.25	S-D	465 H	93	1181.10	S-D	
112 XL	56	284.48	S	332 XL	166	843.28	S-D	345 L	92	876.30	S-D	480 H	96	1219.20	S-D	
114 XL	57	289.56	S	340 XL	170	863.60	S-D	360 L	96	914.40	S-D	490 H	98	1244.60	S-D	
116 XL	58	294.64	S	348 XL	174	883.92	S-D	367 L	98	933.45	S-D	510 H	102	1295.40	S-D	
118 XL	59	299.72	S	352 XL	176	894.08	S-D	375 L	100	952.50	S-D	530 H	106	1346.20	S-D	
120 XL	60	304.80	S	360 XL	180	914.40	S-D	382 L	102	971.55	S-D	540 H	108	1371.60	S-D	
122 XL	61	309.88	S	364 XL	182	924.56	S-D	390 L	104	990.60	S-D	560 H	112	1422.40	S-D	
124 XL	62	314.96	S	370 XL	185	939.80	S-D	394 L	105	1000.13	S-D	565 H	113	1435.10	S-D	
126 XL	63	320.04	S	376 XL	188	955.04	S-D	398 L	106	1009.65	S-D	570 H	114	1447.80	S-D	
128 XL	64	325.12	S	380 XL	190	965.20	S-D	420 L	112	1066.80	S-D	580 H	116	1473.20	S-D	
130 XL	65	330.20	S	384 XL	192	975.36	S-D	427 L	114	1085.85	S-D	600 H	120	1524.00	S-D	
134 XL	67	340.36	S	388 XL	194	985.52	S-D	435 L	116	1104.90	S-D	605 H	121	1536.70	S-D	
136 XL	68	345.44	S	390 XL	195	990.60	S-D	450 L	120	1143.00	S-D	625 H	125	1587.50	S-D	
138 XL	69	350.52	S	396 XL	198	1005.84	S-D	454 L	121	1152.53	S-D	630 H	126	1600.20	S-D	
140 XL	70	355.60	S	414 XL	207	1051.56	S-D	480 L	128	1219.20	S-D	640 H	128	1625.60	S-D	
142 XL	71	360.68	S	424 XL	212	1076.96	S-D	510 L	136	1295.40	S-D	650 H	130	1651.00	S-D	
144 XL	72	365.76	S	450 XL	225	1143.00	S-D	525 L	140	1333.50	S-D	660 H	132	1676.40	S-D	
146 XL	73	370.84	S	460 XL	230	1168.40	S-D	540 L	144	1371.60	S-D	680 H	136	1727.20	S-D	
148 XL	74	375.92	S	478 XL	239	1214.12	S-D	548 L	146	1390.65	S-D	700 H	140	1778.00	S-D	
150 XL	75	381.00	S-D	480 XL	240	1219.20	S-D	581 L	155	1476.38	S-D	730 H	146	1854.20	S-D	
152 XL	76	386.08	S-D	490 XL	245	1244.60	S-D	600 L	160	1524.00	S-D	750 H	150	1905.00	S-D	
154 XL	77	391.16	S-D	522 XL	261	1325.88	S	630 L	168	1600.20	S-D	760 H	152	1930.40	S-D	
156 XL	78	396.24	S-D	532 XL	266	1351.28	S	653 L	174	1657.35	S-D	770 H	154	1955.80	S-D	
158 XL	79	401.32	S-D	540 XL	270	1371.60	S	660 L	176	1676.40	S-D	800 H	160	2032.00	S-D	
160 XL	80	406.40	S-D	552 XL	276	1402.08	S	697 L	186	1771.65	S	810 H	162	2057.40	S-D	
162 XL	81	411.48	S-D	564 XL	282	1432.56	S	731 L	195	1857.37	S	840 H	168	2133.60	S-D	
164 XL	82	416.56	S-D	592 XL	296	1503.68	S	934 L	249	2371.72	S	850 H	170	2159.00	S-D	
166 XL	83	421.64	S-D	600 XL	300	1524.00	S	1174 L	313	2981.33	S	860 H	172	2184.40	S-D	
168 XL	84	426.72	S-D	616 XL	308	1564.64	S	1264 L	337	3209.93	S	880 H	176	2235.20	S-D	
170 XL	85	431.80	S-D	630 XL	315	1600.20	S					900 H	180	2286.00	S-D	
172 XL	86	436.88	S-D	670 XL	335	1701.80	S					950 H	190	2413.00	S-D	
174 XL	87	441.96	S-D	690 XL	345	1752.60	S					1000 H	200	2540.00	S-D	
176 XL	88	447.04	S-D	754 XL	377	1915.16	S					1020 H	204	2590.80	S-D	
178 XL	89	452.12	S-D	828 XL	414	2103.12	S					1100 H	220	2794.00	S-D	
180 XL	90	457.20	S-D	860 XL	430	2184.40	S					1120 H	224	2844.80	S-D	
182 XL	91	462.28	S-D									1130 H	226	2870.20	S-D	
184 XL	92	467.36	S-D									1140 H	228	2895.60	S-D	
186 XL	93	472.44	S-D									1150 H	230	2921.00	S-D	
188 XL	94	477.52	S-D									1160 H	232	2946.40	S-D	
190 XL	95	482.60	S-D									1250 H	250	3175.00	S-D	
192 XL	96	487.68	S-D									1285 H	257	3263.90	S-D	
194 XL	97	492.76	S-D									1325 H	265	3365.50	S-D	
196 XL	98	497.84	S-D									1345 H	269	3416.30	S-D	
198 XL	99	502.92	S-D									1350 H	270	3429.00	S-D	
200 XL	100	508.00	S-D									1360 H	272	3454.40	S-D	
202 XL	101	513.08	S-D									1400 H	280	3556.00	S-D	
204 XL	102	518.16	S-D									1700 H	340	4318.00	S-D	
206 XL	103	523.24	S-D									1765 H	353	4483.10	S-D	

● S = Single-sided D = Double timing belt  
 ● The design procedure and the defined drive capacity of single-sided timing belts are applied to the equivalent double-sided timing belts.  
 ● Some sizes may not be in stock. Please contact us for the stock status before placing an order.


# Timing Belt G

## Standard Belt Sizes

Belt Type	XH				XXH					
Tooth Pitch	$\frac{7}{8}$ "(22.225mm)				$1\frac{1}{4}$ "(31.750mm)					
Code(width)	200(50.8mm)	300(76.2mm)	400(101.6mm)	500(127.0mm)	600(152.4mm)	200(50.8mm)	300(76.2mm)	400(101.6mm)	500(127.0mm)	600(152.4mm)
Size	Nominal length	Number of teeth	Pitch Length(mm)	Manufacturable Size (G Type)	Nominal length	Number of teeth	Pitch Length(mm)	Manufacturable Size (G Type)		
		463 XH	53	1177.93	S	700 XXH	56	1778.00	S	
	507 XH	58	1289.05	S	800 XXH	64	2032.00	S		
	560 XH	64	1422.40	S	900 XXH	72	2286.00	S		
	630 XH	72	1600.20	S	1000 XXH	80	2540.00	S		
	700 XH	80	1778.00	S	1200 XXH	96	3048.00	S		
	735 XH	84	1866.90	S	1400 XXH	112	3556.00	S		
	770 XH	88	1955.80	S	1600 XXH	128	4064.00	S		
	840 XH	96	2133.60	S	1800 XXH	144	4572.00	S		
	980 XH	112	2489.20	S						
	1120 XH	128	2844.80	S						
	1260 XH	144	3200.40	S						
	1400 XH	160	3556.00	S						
	1540 XH	176	3911.60	S						
	1750 XH	200	4445.00	S						

● S = Single-sided

● Some sizes may not be in stock. Please contact us for the stock status before placing an order.



# Timing Belt U

With its high abrasion resistance and less rubber dust dispersion, polyurethane timing belts are suitable for use in places where clean environments are required.

- The best for light-duty transmission which requires high precision.
- Suitable for paper feeding use because it does not contaminate contact subject.
- Smooth and quiet operation as it is flexible to fit well in small diameter pulleys.
- Made-to-order system enables manufacture of special form orders.

## Standard Belt Sizes

Belt Type		T80										
Tooth Pitch		0.08"(2.032mm)										
Code(width)		3.2 (3.2mm) 4.8 (4.8mm) 6.4 (6.4mm) 9.5 (9.5mm)										
Size	Nominal length	Number of teeth	Pitch Length(mm)	Nominal length	Number of teeth	Pitch Length(mm)	Nominal length	Number of teeth	Pitch Length(mm)	Nominal length	Number of teeth	Pitch Length(mm)
		30 T80	30	60.96	104 T80	104	211.33	220 T80	220	447.04	358 T80	358
	35 T80	35	71.12	105 T80	105	213.36	221 T80	221	449.07	360 T80	360	731.52
	40 T80	40	81.28	106 T80	106	215.39	224 T80	224	455.17	370 T80	370	751.84
	45 T80	45	91.44	108 T80	108	219.46	225 T80	225	457.20	380 T80	380	772.16
	46 T80	46	93.47	110 T80	110	223.52	228 T80	228	463.30	390 T80	390	792.48
	48 T80	48	97.54	112 T80	112	227.58	230 T80	230	467.36	397 T80	397	806.70
	50 T80	50	101.60	114 T80	114	231.65	232 T80	232	471.42	400 T80	400	812.80
	52 T80	52	105.66	115 T80	115	233.68	235 T80	235	477.52	403 T80	403	818.90
	53 T80	53	107.70	118 T80	118	239.78	236 T80	236	479.55	420 T80	420	853.44
	54 T80	54	109.73	120 T80	120	243.84	239 T80	239	485.65	473 T80	473	961.14
	55 T80	55	111.76	121 T80	121	245.87	240 T80	240	487.68	474 T80	474	963.17
	56 T80	56	113.79	122 T80	122	247.90	245 T80	245	497.84	500 T80	500	1016.00
	57 T80	57	115.82	123 T80	123	249.94	248 T80	248	503.94	515 T80	515	1046.48
	59 T80	59	119.89	124 T80	124	251.97	249 T80	249	505.97	550 T80	550	1117.60
	60 T80	60	121.92	125 T80	125	254.00	250 T80	250	508.00	916 T80	916	1861.31
	63 T80	63	128.02	126 T80	126	256.03	255 T80	255	518.16			
	65 T80	65	132.08	130 T80	130	264.16	256 T80	256	520.19			
	67 T80	67	136.14	131 T80	131	266.19	260 T80	260	528.32			
	68 T80	68	138.18	132 T80	132	268.22	262 T80	262	532.38			
	70 T80	70	142.24	135 T80	135	274.32	265 T80	265	538.48			
	71 T80	71	144.27	140 T80	140	284.48	270 T80	270	548.64			
	72 T80	72	146.30	142 T80	142	288.54	275 T80	275	558.80			
	73 T80	73	148.34	144 T80	144	292.61	277 T80	277	562.86			
	74 T80	74	150.37	145 T80	145	294.64	279 T80	279	566.93			
	75 T80	75	152.40	148 T80	148	300.74	280 T80	280	568.96			
	77 T80	77	156.46	150 T80	150	304.80	285 T80	285	579.12			
	78 T80	78	158.50	155 T80	155	314.96	288 T80	288	585.22			
	80 T80	80	162.56	156 T80	156	316.99	290 T80	290	589.28			
	81 T80	81	164.59	157 T80	157	319.02	295 T80	295	599.44			
	82 T80	82	166.62	160 T80	160	325.12	296 T80	296	601.47			
	83 T80	83	168.66	165 T80	165	335.28	300 T80	300	609.60			
	85 T80	85	172.72	170 T80	170	345.44	304 T80	304	617.73			
	87 T80	87	176.78	175 T80	175	355.60	310 T80	310	629.92			
	88 T80	88	178.82	180 T80	180	365.76	312 T80	312	633.98			
	89 T80	89	180.85	184 T80	184	373.89	315 T80	315	640.08			
	90 T80	90	182.88	185 T80	185	375.92	318 T80	318	646.18			
	91 T80	91	184.91	190 T80	190	386.08	320 T80	320	650.24			
	93 T80	93	188.98	195 T80	195	396.24	324 T80	324	658.37			
	94 T80	94	191.01	200 T80	200	406.40	330 T80	330	670.56			
	95 T80	95	193.04	205 T80	205	416.56	336 T80	336	682.75			
	97 T80	97	197.10	208 T80	208	422.66	340 T80	340	690.88			
	98 T80	98	199.14	210 T80	210	426.72	341 T80	341	692.91			
	100 T80	100	203.20	212 T80	212	430.78	344 T80	344	699.01			
	102 T80	102	207.26	215 T80	215	436.88	350 T80	350	711.20			
	103 T80	103	209.30	219 T80	219	445.01	355 T80	355	721.36			

● This type is usually made-to-order. However, please check for stock availability when placing order.



# Timing Belt U

## Standard Belt Sizes

Belt Type	XL						L		
	1/5"(5.080mm)						3/8"(9.525mm)		
	025(6.4mm) 031 (7.9mm) 037(9.5mm) 050(12.7mm)						050(12.7mm) 075(19.1mm) 100(25.4mm) 150(38.1mm)		
Size	Nominal length	Number of teeth	Pitch Length(mm)	Nominal length	Number of teeth	Pitch Length(mm)	Nominal length	Number of teeth	Pitch Length(mm)
60 XL	30	152.40	210 XL	105	533.40	124 L	33	314.33	
64 XL	32	162.56	212 XL	106	538.48	150 L	40	381.00	
66 XL	33	167.64	220 XL	110	558.80	165 L	44	419.10	
70 XL	35	177.80	224 XL	112	568.96	173 L	46	438.15	
76 XL	38	193.04	230 XL	115	584.20	187 L	50	476.25	
78 XL	39	198.12	240 XL	120	609.60	210 L	56	533.40	
80 XL	40	203.20	250 XL	125	635.00	225 L	60	571.50	
84 XL	42	213.36	254 XL	127	645.16	240 L	64	609.60	
90 XL	45	228.60	260 XL	130	660.40	255 L	68	647.70	
94 XL	47	238.76	270 XL	135	685.80	270 L	72	685.80	
100 XL	50	254.00	290 XL	145	736.60	285 L	76	723.90	
102 XL	51	259.08	300 XL	150	762.00	300 L	80	762.00	
104 XL	52	264.16	320 XL	160	812.80	304 L	81	771.53	
106 XL	53	269.24	330 XL	165	838.20	322 L	86	819.15	
108 XL	54	274.32	340 XL	170	863.60	346 L	92	876.30	
110 XL	55	279.40	348 XL	174	883.92	367 L	98	933.45	
114 XL	57	289.56	352 XL	176	894.08	375 L	100	952.50	
116 XL	58	294.64	360 XL	180	914.40	390 L	104	990.60	
120 XL	60	304.80	376 XL	188	955.04	420 L	112	1066.80	
124 XL	62	314.96	384 XL	192	975.36	427 L	114	1085.85	
126 XL	63	320.04	390 XL	195	990.60	450 L	120	1143.00	
128 XL	64	325.12	396 XL	198	1005.84	480 L	128	1219.20	
130 XL	65	330.20	414 XL	207	1051.56	510 L	136	1295.40	
136 XL	68	345.44	430 XL	215	1092.20	525 L	140	1333.50	
140 XL	70	355.60	460 XL	230	1168.40	540 L	144	1371.60	
142 XL	71	360.68	480 XL	240	1219.20	600 L	160	1524.00	
146 XL	73	370.84	490 XL	245	1244.60				
148 XL	74	375.92	512 XL	256	1300.48				
150 XL	75	381.00	540 XL	270	1371.60				
152 XL	76	386.08	544 XL	272	1381.76				
154 XL	77	391.16	564 XL	282	1432.56				
160 XL	80	406.40	630 XL	315	1600.20				
166 XL	83	421.64	670 XL	335	1701.80				
168 XL	84	426.72	730 XL	365	1854.20				
170 XL	85	431.80	842 XL	421	2138.68				
176 XL	88	447.04							
180 XL	90	457.20							
186 XL	93	472.44							
190 XL	95	482.60							
200 XL	100	508.00							

T5(DT5)									T10(DT10)								
5.0(mm)									10.0(mm)								
05(5.0mm) 10(10.0mm) 15(15.0mm) 20(20.0mm)									40(40.0mm) 50(50.0mm)								
Nominal length	Number of teeth	Manufacturable Size (U type)	Nominal length	Number of teeth	Manufacturable Size (U type)	Nominal length	Number of teeth	Manufacturable Size (U type)	Nominal length	Number of teeth	Manufacturable Size (U type)	Nominal length	Number of teeth	Manufacturable Size (U type)	Nominal length	Number of teeth	Manufacturable Size (U type)
33	165	S	80	400	S•D	130	650	S•D	26	260	S	88	880	S	138	1380	S
37	185	S	82	410	S•D	132	660	S	36	360	D	89	890	S	139	1390	S
40	200	S	84	420	S	135	675	S	37	370	S	90	900	S•D	140	1400	S•D
43	215	S	85	425	S	138	690	S	40	400	S	91	910	S	142	1420	S•D
44	220	S	88	440	S	140	700	S•D	41	410	S	92	920	S	144	1440	S
45	225	S	89	445	S	144	720	S	44	440	S	94	940	S	145	1450	S
49	245	S	90	450	S•D	145	725	S	45	450	S	95	950	S	146	1460	S
50	250	S	91	455	S	150	750	S•D	50	500	S	96	960	S	150	1500	S•D
51	255	S	92	460	S•D	156	780	S	53	530	S•D	97	970	S	156	1560	S
52	260	S	95	475	S	160	800	S•D	55	550	S	98	980	S•D	160	1600	S•D
54	270	S	96	480	S•D	163	815	S•D	56	560	S	100	1000	S•D	161	1610	S•D
55	275	S	100	500	S•D	168	840	S	60	600	S•D	101	1010	S	170	1700	S•D
56	280	S	102	510	S	170	850	S•D	61	610	S	105	1050	S	175	1750	S
59	295	S	103	515	D	172	860	S•D	63	630	S•D	108	1080	S	178	1780	S
60	300	S•D	105	525	S	180	900	S•D	65	650	S	110	1100	S•D	180	1800	S•D
61	305	S	109	545	S	188	940	S•D	66	660	S•D	111	1110	S	188	1880	S•D
65	325	S	110	550	S•D	195	975	S	69	690	S	114	1140	S	196	1960	S
66	330	S	112	560	S	198	990	S	70	700	S•D	115	1150	S	216	2160	S
68	340	S	115	575	S	200	1000	S	72	720	S•D	120	1200	S•D	220	2200	S
70	350	S•D	118	590	S•D	215	1075	S	75	750	S•D	121	1210	S•D	221	2210	S
71	355	S	120	600	S•D	220	1100	S•D	78	780	S	124	1240	S•D	225	2250	S
72	360	S	122	610	S	228	1140	S•D	80	800	S•D	125	1250	S•D			
73	365	S	124	620	S•D	243	1215	S	81	810	S	130	1300	S•D			
75	375	S	125	625	S	276	1380	S	84	840	S•D	132	1320	S•D			
78	390	S	126	630	S	288	1440	S	85	850	S	135	1350	S•D			

- S = Single-sided • D = Double timing belt
- The design procedure and the defined drive capacity of single-sided timing belts are applied to the equivalent double-sided timing belts.
- Some sizes may not be in stock. Please contact us for the stock status before placing an order.

# Timing Belt U

## Standard Belt Sizes

Belt Type	AT5			AT10		
Tooth Pitch	5.0(mm)			10.0(mm)		
Code(width)	10(10.0mm)	20(20.0mm)	30(30.0mm)	10(10.0mm)	20(20.0mm)	30(30.0mm)
Size	Number of teeth	Pitch Length (mm)	Manufacturable Size (U type)	Number of teeth	Pitch Length (mm)	Manufacturable Size (U type)
		60	300	S	56	560
	68	340	S	66	660	S
	75	375	S	70	700	S
	78	390	S	73	730	S
	84	420	S	78	780	S
	90	450	S	80	800	S
	100	500	S	84	840	S
	109	545	S	89	890	S
	120	600	S	92	920	S
	122	610	S	98	980	S
	132	660	S	105	1050	S
	142	710	S	108	1080	S
	144	720	S	110	1100	S
	150	750	S	115	1150	S
	156	780	S	120	1200	S
	172	860	S	121	1210	S
	195	975	S	125	1250	S
	210	1050	S	128	1280	S
	300	1500	S	132	1320	S
				140	1400	S
				148	1480	S
				160	1600	S
				180	1800	S
				186	1860	S
				194	1940	S


● S = Single-sided

● Some sizes may not be in stock. Please contact us for the stock status before placing an order.

# Long-Span Timing Belt (Open-End & Endless type)

This belt is for long-span linear drives and light-duty synchronous transmission and transportation.

- Free design possible as the length can be extended.



## ● Rubber Timing Belt

### Length of Open-End Type

Trapezoidal tooth (MXL, XL, L, H)

(Unit: m)

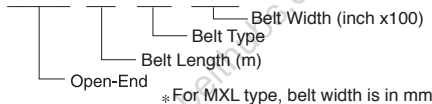
Type	Width (mm)	6.4	9.5	12.7	19.1	25.4	38.1
	Width (inch x 100)	025	037	050	075	100	150
MXL		67	44	34	—	—	—
XL		128	86	64	—	—	—
L		—	—	71	45	33	—
H		—	—	—	85	62	40

\* Order by above unit length.

### Product Code

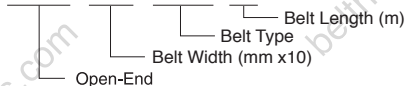
① Trapezoidal tooth (MXL\*, XL, L, H)

**OTG 86 XL 037**



② Round tooth (SUPER TORQUE)

**OTG 250 S5M 68**



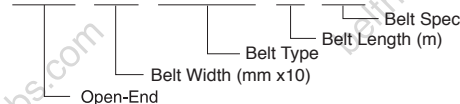
③ MEGA TORQUE G (MTS3M)

**OTG 150 MTS3M 43 G**



④ MEGA TORQUE G II (MTS8M)

**OTG 250 MTS8M 48 G2**



Round tooth (SUPER TORQUE: S2M, 3M, S5M, S8M, S14M MEGA TORQUE G: MTS3M, MTS5M MEGA TORQUE GII: MTS8M) (Unit: m)

Belt Spec	Belt Type	Width (mm)	4	6	10	15	20	25	30	40	50	60
SUPER TORQUE	S2M		89	58	35	—	—	—	—	—	—	—
	S3M		—	110	65	43	—	—	—	—	—	—
	S5M		—	—	78	50	87	68	—	—	—	—
	S8M		—	—	—	82	60	48	52	39	—	24
	S14M		—	—	—	—	—	—	—	34	27	—
MEGA TORQUE G	MTS3M		—	110	65	43	—	—	—	—	—	—
MEGA TORQUE G II	MTS8M		—	—	82	60	48	52	39	—	—	24

\* Order by above unit length.

### Length of Endless Type

Belt Type	Belt Width (mm)		Maximum Belt Length (m)
	Minimum	Maximum	
L	12.7	355	20
H	19.1	343	20
XH	50.8	406	20
XXH	50.8	406	20
S8M	19.0	342	20
S14M	50.0	406	20

\* Allowable tension for endless type timing belt is half of that for ring type timing belt.

### Product Code

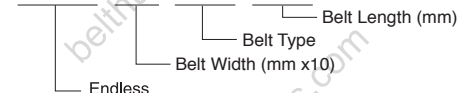
① Trapezoidal tooth (L, H, XH, XXH)

**GLTG 2000 H 300**



② Round tooth (S8M, S14M)


**GLTG 400 S8M 5600**



# FREESPAN™ Belt

FREESPAN™ Belt is a polyurethane timing belt consisting of thermoplastic polyurethane and steel cords. This belt is suitable for synchronous transportation and power transmission requiring accurate positioning. The tension members are parallel to each other to ensure a suitable synchronous drive. Polyurethane also has good physical properties and good chemical resistance.

Belt temperature range is from -30°C to 80°C .



## Belt type, Dimensions & Product code

### Trapezoidal Tooth Profile

Standard color : White

Polyurethane : Thermoplastic Polyurethane Shore A 92

Standard Cords : S and Z zinc-coated steel cord

Tooth profile	Standard Dimensions	Thickness (mm)	Roll Length	Width(mm)	Minimum Pulley teeth		Product Code	Belt Options				
					2 Shafts	Ω Layout		Joined belt	Cleats	Fabric Type		
T5		2.2	100m	8	12	18	<p><b>25 T5-100000-***-***</b></p> <p>                     25: Belt Width (mm)                      T5: Tooth profile                      100000: Length (mm)                      **: Fabric Tooth Side                      **: Fabric Back Side                      **: Fabric Tooth and Back side                      ML: Open end                      MJ: Joined                 </p>	<input type="checkbox"/>	<input type="checkbox"/>	<input type="checkbox"/>		
				10								
				16								
				25								
				32								
				50								
				75								
				100								
150												
T10		4.5	100m	10	14	20		<p><b>050 L-39370-***-***</b></p> <p>                     050: Belt Width (inch×100)                      L: Tooth profile                      39370: Length (inch×10)                      **: Fabric Tooth Side                      **: Fabric Back Joined                      **: Fabric Tooth and Back side                      ML: Open end                      MJ: Joined                 </p>	<input type="checkbox"/>	<input type="checkbox"/>	<input type="checkbox"/>	
				16								
				25								
				32								
				50								
				75								
				100								
				150								
AT5		2.7	100m	8	15	25	<p><b>050 L-39370-***-***</b></p> <p>                     050: Belt Width (inch×100)                      L: Tooth profile                      39370: Length (inch×10)                      **: Fabric Tooth Side                      **: Fabric Back Joined                      **: Fabric Tooth and Back side                      ML: Open end                      MJ: Joined                 </p>		<input type="checkbox"/>	<input type="checkbox"/>	<input type="checkbox"/>	
				10								
				16								
				25								
				32								
				50								
				75								
				100								
150												
AT10		4.5	100m	10	15	25		<p><b>050 L-39370-***-***</b></p> <p>                     050: Belt Width (inch×100)                      L: Tooth profile                      39370: Length (inch×10)                      **: Fabric Tooth Side                      **: Fabric Back Joined                      **: Fabric Tooth and Back side                      ML: Open end                      MJ: Joined                 </p>	<input type="checkbox"/>	<input type="checkbox"/>	<input type="checkbox"/>	
				16								
				25								
				32								
				50								
				75								
				100								
				150								
L		3.60	3937inch (100m)	0.37inch (9.5mm)	14	20	<p><b>050 L-39370-***-***</b></p> <p>                     050: Belt Width (inch×100)                      L: Tooth profile                      39370: Length (inch×10)                      **: Fabric Tooth Side                      **: Fabric Back Joined                      **: Fabric Tooth and Back side                      ML: Open end                      MJ: Joined                 </p>		<input type="checkbox"/>	<input type="checkbox"/>	<input type="checkbox"/>	
				0.50inch (12.7mm)								
				1.00inch (25.4mm)								
				2.00inch (50.8mm)								
				4.00inch (101.6mm)								
H		4.36	3937inch (100m)	0.50 inch (12.7mm)	14	20			<p><b>050 L-39370-***-***</b></p> <p>                     050: Belt Width (inch×100)                      L: Tooth profile                      39370: Length (inch×10)                      **: Fabric Tooth Side                      **: Fabric Back Joined                      **: Fabric Tooth and Back side                      ML: Open end                      MJ: Joined                 </p>	<input type="checkbox"/>	<input type="checkbox"/>	<input type="checkbox"/>
				0.75 inch (19.1mm)								
				1.00 inch (25.4mm)								
				2.00 inch (50.8mm)								
				4.00 inch (101.6mm)								
				6.00 inch (152.4mm)								

**Belt type, Dimensions & Product code**

**Round Tooth Profile**

Standard color : White  
 Polyurethane : Thermoplastic Polyurethane Shore A 92  
 Standard Cords : S and Z zinc-coated steel cord

Tooth profile	Standard Dimensions	Thickness (mm)	Roll Length	Width(mm)	Minimum Pulley teeth		Product Code	Belt Options		
					2 Shafts	Ω Layout		Joined belt	Cleats	Fabric Type
HTD 5M		3.6	100m	10	14	20	<p><b>20 HTD 8M-100000- **</b></p> <p>Belt Width (mm)   Length (mm)   Tooth profile   ML: Open end MJ: Joined</p>	○	○	○
				15						
				25						
				50						
				100						
				150						
HTD 8M		5.6	100m	10	20	30		○	○	○
				15						
				20						
				30						
				50						
				85						
HTD 14M		10.0	50m	25	28	28		○	○	○
				40						
				55						
				85						
				100						
				115						
150										

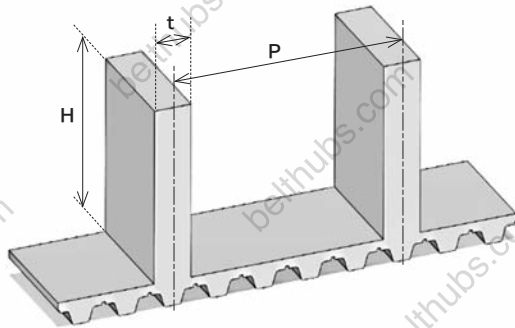
I Synchronous Power Transmission

**Profile (Cleats)**

FREESPAN™ Belt can be welded variously shaped Cleats on the Belt.

**Standard Rectangle Cleats**

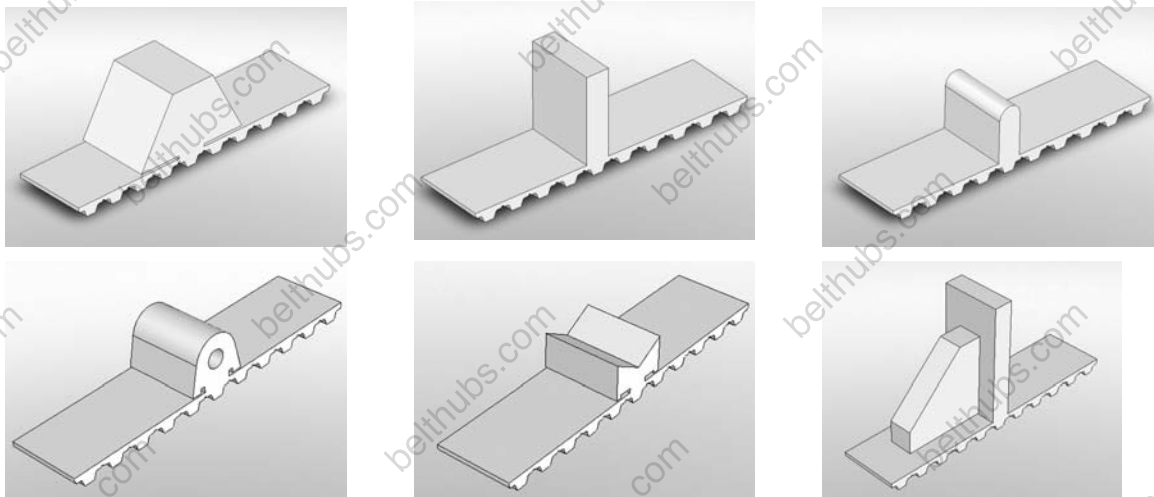
Standard color : White  
 Polyurethane : Thermoplastic Polyurethane Shore A 92



Thickness (t)	2mm ~ 10mm (±0.5mm)	
Height (H)	20mm ~ 50mm (±0.5mm)	
Tolerance of the positioning	±0.5mm	
Cleats Pitch Tolerance (P)	≤ 250mm	±0.5mm
	250mm < ≤ 500mm	±1.0mm
	500mm <	±2.0mm

**Special Cleats**

The special cleats are available. Please contact us for details.



# Timing Pulley

Timing belt power transmission systems work the best when high-precision belts and precisely processed pulleys smoothly mesh with each other.

- Cutting with hob cutter enables good power transmission.
- Please feel free to order pulleys with custom material, shape, or additional processing.  
※Please use the designated pulley.
- Flange is not sold separately as a single item.

## Standard Pulley Types & Sizes

Belt Type	MXL-Rod shape				
Number of Teeth	Length (mm)	Material	OD (mm)	PD (mm)	Product Code
10			5.96	6.47	P10 MXL 100
12			7.25	7.76	P12 MXL 100
13			7.90	8.41	P13 MXL 100
14			8.55	9.06	P14 MXL 100
15			9.19	9.70	P15 MXL 100
16			9.84	10.35	P16 MXL 100
17			10.49	11.00	P17 MXL 100
18			11.13	11.64	P18 MXL 100
19			11.78	12.29	P19 MXL 100
20			12.43	12.94	P20 MXL 100
21			13.07	13.58	P21 MXL 100
22			13.72	14.23	P22 MXL 100
23			14.37	14.88	P23 MXL 100
24			15.02	15.52	P24 MXL 100
25			15.66	16.17	P25 MXL 100
26			16.31	16.82	P26 MXL 100
27			16.96	17.46	P27 MXL 100
28			17.60	18.11	P28 MXL 100
30			18.90	19.40	P30 MXL 100
32			20.19	20.70	P32 MXL 100
34	100	High-Strength Aluminum Alloy	21.48	21.99	P34 MXL 100
36			22.78	23.29	P36 MXL 100
38			24.07	24.58	P38 MXL 100
40			25.36	25.87	P40 MXL 100
42			26.66	27.17	P42 MXL 100
44			27.95	28.46	P44 MXL 100
48			30.54	31.05	P48 MXL 100
50			31.83	32.34	P50 MXL 100
52			33.13	33.63	P52 MXL 100
54			34.42	34.93	P54 MXL 100
56			35.71	36.22	P56 MXL 100
60			38.30	38.81	P60 MXL 100
64			40.89	41.40	P64 MXL 100
70			44.77	45.28	P70 MXL 100
72			46.06	46.57	P72 MXL 100
80			51.24	51.74	P80 MXL 100
84			53.82	54.33	P84 MXL 100
96			61.59	62.09	P96 MXL 100
100			64.17	64.68	P100 MXL 100
120			77.11	77.62	P120 MXL 100

Belt Type	MXL for Belt Width – 6.4mm				
Number of Teeth	Pulley Type	Material	OD (mm)	PD (mm)	Product Code
20	B	High-Strength Aluminum Alloy	12.43	12.94	P20 MXL 6.4
21	B		13.07	13.58	P21 MXL 6.4
22	B		13.72	14.23	P22 MXL 6.4
23	B		14.37	14.88	P23 MXL 6.4
24	B		15.02	15.52	P24 MXL 6.4
25	B		15.66	16.17	P25 MXL 6.4
26	B		16.31	16.82	P26 MXL 6.4
27	B		16.96	17.46	P27 MXL 6.4
28	B		17.60	18.11	P28 MXL 6.4
30	B		18.90	19.40	P30 MXL 6.4
32	B		20.19	20.70	P32 MXL 6.4
36	B		22.78	23.29	P36 MXL 6.4
40	B		25.36	25.87	P40 MXL 6.4
48	B		30.54	31.05	P48 MXL 6.4
60	B		38.30	38.81	P60 MXL 6.4
72	B		46.06	46.57	P72 MXL 6.4
84	B		53.82	54.33	P84 MXL 6.4
96	B		61.59	62.09	P96 MXL 6.4
120	B		77.11	77.62	P120 MXL 6.4

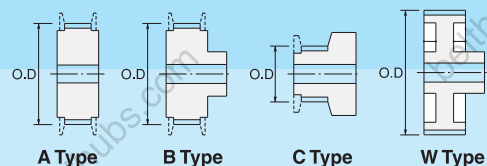
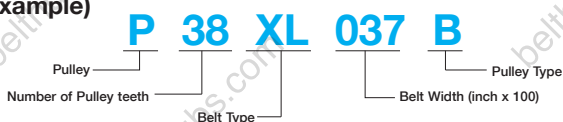
Belt Type	XL				
Number of Teeth	Pulley Type	Material	OD (mm)	PD (mm)	Product Code
10	C	Sintered Material	15.66	16.17	P10 XL 037
11	C		17.28	17.79	P11 XL 037
12	C		18.90	19.40	P12 XL 037
14	C		22.13	22.64	P14 XL 037
15	C		23.75	24.46	P15 XL 037
16	B		25.36	25.87	P16 XL 037
18	B		28.60	29.11	P18 XL 037
19	B		30.22	30.72	P19 XL 037
20	B		31.83	32.34	P20 XL 037
21	B		33.45	33.96	P21 XL 037
22	B		35.07	35.57	P22 XL 037
24	B		38.30	38.81	P24 XL 037
25	B		39.92	40.43	P25 XL 037
26	B		41.53	42.04	P26 XL 037
28	B		44.77	45.28	P28 XL 037

Belt Type	L						
Number of Teeth	Pulley Type	Material	OD (mm)	PD (mm)	Product Code		
10	A•B	Steel	29.56	30.32	P10 L 050		
12	A•B		35.62	36.38	P12 L 050	P12 L 075	
14	A•B		41.68	42.45	P14 L 050	P14 L 075	P14 L 100
15	A•B		44.72	45.48	P15 L 050	P15 L 075	P15 L 100
16	A•B		47.75	48.51	P16 L 050	P16 L 075	P16 L 100
17	A•B		50.78	51.54	P17 L 050	P17 L 075	P17 L 100
18	A•B		53.81	54.57	P18 L 050	P18 L 075	P18 L 100
19	A•B		56.84	57.61	P19 L 050	P19 L 075	P19 L 100
20	A•B		59.88	60.64	P20 L 050	P20 L 075	P20 L 100
21	A•B		62.91	63.67	P21 L 050	P21 L 075	P21 L 100
22	A•B		65.94	66.70	P22 L 050	P22 L 075	P22 L 100
24	A•B		72.00	72.77	P24 L 050	P24 L 075	P24 L 100
25	A•B		75.04	75.80	P25 L 050	P25 L 075	P25 L 100
26	A•B		78.07	78.83	P26 L 050	P26 L 075	P26 L 100
28	A•B		84.13	84.89	P28 L 050	P28 L 075	P28 L 100
30	A•B		90.20	90.96	P30 L 050	P30 L 075	P30 L 100
32	A•B	96.26	97.02	P32 L 050	P32 L 075	P32 L 100	
34	A•B	102.32	103.08	P34 L 050	P34 L 075	P34 L 100	
36	A•B	108.39	109.15	P36 L 050	P36 L 075	P36 L 100	
38	A•B	114.45	115.21	P38 L 050	P38 L 075	P38 L 100	
40	A•B	120.51	121.28	P40 L 050	P40 L 075	P40 L 100	
44	A•B	132.64	133.40	P44 L 050	P44 L 075	P44 L 100	
48	W	Cast Metal	144.77	145.53	P48 L 050	P48 L 075	P48 L 100
50	W		150.83	151.60	P50 L 050	P50 L 075	P50 L 100
60	W		181.15	181.91	P60 L 050	P60 L 075	P60 L 100
72	W		217.53	218.30	P72 L 050	P72 L 075	P72 L 100

# Timing Pulley

## Pulley Product Code

(Example)



Tooth profile for standard pulleys is in-volute shape complying with ISO standards.

## Standard Pulley Types & Sizes

Belt Type		H				
Number of Teeth	Pulley Type	Material	OD (mm)	PD (mm)	Product Code	
14	A•B	Steel	55.22	56.60	P14H100	P14H150
15	A•B		59.27	60.64	P15H100	P15H150
16	A•B		63.31	64.68	P16H100	P16H150
18	A•B		71.39	72.77	P18H100	P18H150
19	A•B		75.44	76.81	P19H100	P19H150
20	A•B		79.48	80.85	P20H100	P20H150
21	A•B		83.52	84.89	P21H100	P21H150
22	A•B		87.56	88.94	P22H100	P22H150
24	A•B		95.65	97.02	P24H100	P24H150
25	A•B		99.69	101.06	P25H100	P25H150
26	A•B	Cast Metal	103.73	105.11	P26H100	P26H150
28	A•B		111.82	113.19	P28H100	P28H150
30	A•B		119.90	121.28	P30H100	P30H150
32	A•B		127.99	129.36	P32H100	P32H150
34	A•B		136.07	137.45	P34H100	P34H150
36	A•B		144.16	145.53	P36H100	P36H150
40	A•B		160.33	161.70	P40H100	P40H150
44	W		176.50	177.87	P44H100	P44H150
48	W		192.67	194.04	P48H100	P48H150
50	W		200.76	202.13	P50H100	P50H150
60	W	Cast Metal	241.18	242.55	P60H100	P60H150
72	W		289.69	291.06	P72H100	P72H150

Belt Type		T5					
Number of Teeth	Pulley Type	Material	OD (mm)	PD (mm)	Product Code		
12	C	Sintered Metal	18.25	19.10	PT5-10-12		
14	C		21.45	22.28	PT5-10-14		
15	C		23.05	23.87	PT5-10-15		
16	B		24.60	25.46	PT5-10-16		
18	B		27.80	28.65	PT5-10-18		
20	B		31.00	31.83	PT5-10-20		
22	B	34.25	35.01	PT5-10-22			
24	B	37.40	38.20	PT5-10-24			
25	B	39.00	39.79	PT5-10-25			
26	B	40.60	41.38	PT5-10-26			
28	B	Steel	43.75	44.56	PT5-10-28		
30	B		46.95	47.75	PT5-10-30		
32	A•B		50.10	50.93	PT5-10-32		
36	A•B		56.45	57.30	PT5-10-36		
40	A•B		62.85	63.66	PT5-10-40		
44	W		Cast Metal	69.20	70.03	PT5-10-44	
48	W			75.55	76.39	PT5-10-48	
50	W			78.75	79.58	PT5-10-50	
60	W			94.65	95.49	PT5-10-60	

Belt Type		T10				
Number of Teeth	Pulley Type	Material	OD (mm)	PD (mm)	Product Code	
12	A•B	Steel	36.35	38.20	PT10-15-12	PT10-25-12
14	A•B		42.70	44.56	PT10-15-14	PT10-25-14
15	A•B		45.90	47.75	PT10-15-15	PT10-25-15
16	A•B		49.05	50.93	PT10-15-16	PT10-25-16
18	A•B		55.45	57.30	PT10-15-18	PT10-25-18
20	A•B		61.80	63.66	PT10-15-20	PT10-25-20
22	A•B	68.15	70.03	PT10-15-22	PT10-25-22	
24	A•B	74.55	76.39	PT10-15-24	PT10-25-24	
25	A•B	77.70	79.58	PT10-15-25	PT10-25-25	
26	A•B	80.90	82.76	PT10-15-26	PT10-25-26	
28	A•B	Cast Metal	87.25	89.13	PT10-15-28	PT10-25-28
30	A•B		93.65	95.49	PT10-15-30	PT10-25-30
32	A•B		100.00	101.86	PT10-15-32	PT10-25-32
36	A•B		112.75	114.59	PT10-15-36	PT10-25-36
40	A•B		125.45	127.32	PT10-15-40	PT10-25-40
44	W		138.20	140.06	PT10-15-44	PT10-25-44
48	W		150.95	152.79	PT10-15-48	PT10-25-48
50	W		157.30	159.15	PT10-15-50	PT10-25-50
60	W		189.10	190.99	PT10-15-60	PT10-25-60

# II Frictional Force Power Transmission Belt

---

## Conventional V-belts

Wrapped Type / Raw Edge Cogged Type ..... P38~41

Conventional V-belts Banded..... P42,43

TRIPLEX Rawedge Cogged Banded ..... P44

## MAXSTAR WEDGE V-belts

Wrapped Type / Raw Edge Cogged Type ..... P45

Multi MAXSTAR WEDGE ..... P46,47

Multi MAXSTAR WEDGE SUPREME ..... P48

SUPER WEDGE II ..... P49,50

## Narrow V-belts

Wrapped Type/Raw Edge Cogged Type..... P51

FHP V-belt ..... P52

SUPER KB ..... P53

Hexagonal V-belt ..... P54

Perforated V-rope ..... P55

SUPER VS (Variable Speed Belt)..... P56

RIBSTAR G (Rubber V-ribbed Belt)..... P57

RIBSTAR U (Polyurethane V-ribbed Belt) ..... P58

FLEXSTAR Belt ..... P59

FLEXSTAR Belt J ..... P60

POLYMAX ..... P61

MB Belt ..... P62

## STARROPE / SUPER STARROPE /

Plain V-rope / Plain Hexagonal-rope ..... P63





# Conventional V-Belts for ARPM / RMA IP-20 Wrapped Type / Raw Edge Cogged Type


Conventional V-belts are the most widely used power transmission belts. Economical and easily-available for replacement.

Product Code

**A-40**

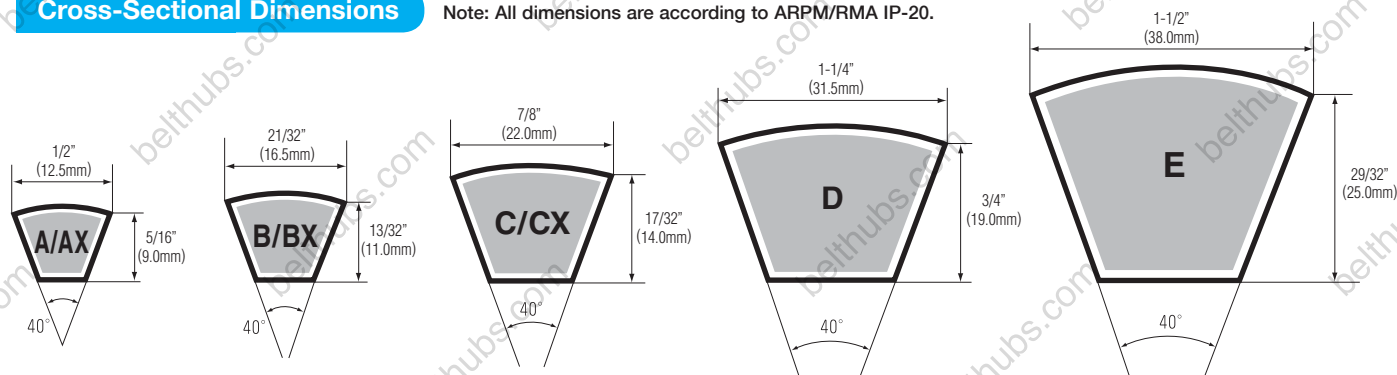
Cross Section

Belt Code (inch)



## Cross-Sectional Dimensions

Note: All dimensions are according to ARPM/RMA IP-20.



## Standard Belt Sizes

(Note) Above dimensions are nominal values.

A,AX							
Belt Code	Inside length Li (mm)	Outside length (mm)	Outside Length (In.)	Belt Code	Inside length Li (mm)	Outside length (mm)	Outside Length (In.)
20	508	563	22.2	75	1905	1958	77.1
21	533	588	23.1	76	1930	1983	78.1
22	559	613	24.1	77	1956	2013	79.3
23	584	638	25.1	78	1981	2038	80.2
24	610	663	26.1	79	2007	2063	81.2
25	635	688	27.1	80	2032	2088	82.2
26	660	713	28.1	81	2057	2113	83.2
27	686	743	29.3	82	2083	2138	84.2
28	711	743	29.3	83	2108	2163	85.2
29	737	793	31.2	84	2134	2188	86.1
30	762	818	32.2	85	2159	2213	87.1
31	787	843	33.2	86	2184	2238	88.1
32	813	868	34.2	87	2210	2263	89.1
33	838	893	35.2	88	2235	2288	90.1
34	864	918	36.1	89	2261	2313	91.1
35	889	943	37.1	90	2286	2343	92.2
36	914	968	38.1	91	2311	2368	93.2
37	940	993	39.1	92	2337	2393	94.2
38	965	1018	40.1	93	2362	2418	95.2
39	991	1043	41.1	94	2388	2443	96.2
40	1016	1073	42.2	95	2413	2468	97.2
41	1041	1098	43.2	96	2438	2493	98.1
42	1067	1123	44.2	97	2464	2520	99.2
43	1092	1148	45.2	98	2489	2545	100.2
44	1118	1173	46.2	99	2515	2570	101.2
45	1143	1198	47.2	100	2540	2596	102.2
46	1168	1223	48.1	102	2591	2647	104.2
47	1194	1248	49.1	105	2667	2723	107.2
48	1219	1273	50.1	108	2743	2799	110.2
49	1245	1298	51.1	110	2794	2850	112.2
50	1270	1323	52.1	112	2845	2901	114.2
51	1295	1348	53.1	115	2921	2977	117.2
52	1321	1378	54.3	118	2997	3053	120.2
53	1346	1403	55.2	120	3048	3104	122.2
54	1372	1428	56.2	122	3099	3155	124.2
55	1397	1453	57.2	125	3175	3231	127.2
56	1422	1478	58.2	128	3251	3307	130.2
57	1448	1503	59.2	130	3302	3358	132.2
58	1473	1528	60.2	135	3429	3485	137.2
59	1499	1553	61.1	140	3556	3612	142.2
60	1524	1578	62.1	145	3683	3739	147.2
61	1549	1603	63.1	150	3810	3866	152.2
62	1575	1628	64.1	155	3937	3993	157.2
63	1600	1653	65.1	160	4064	4120	162.2
64	1626	1678	66.1	165	4191	4247	167.2
65	1651	1708	67.2	170	4318	4374	172.2
66	1676	1733	68.2	155	3937	3993	157.2
67	1702	1758	69.2	160	4064	4120	162.2
68	1727	1783	70.2	165	4191	4247	167.2
69	1753	1808	71.2	170	4318	4374	172.2
70	1778	1833	72.2	180	4572	4628	182.2
71	1803	1858	73.1				
72	1829	1883	74.1				
73	1854	1908	75.1				
74	1880	1933	76.1				

Size range: 20" ~ 360"

\* Available size for Raw Edge Cogged V-Belts AX

# Conventional V-Belts for ARPM / RMA IP-20 Wrapped Type / Raw Edge Cogged Type

## Standard Belt Sizes

### B, BX

Belt Code	Inside length Li (mm)	Outside length (mm)	Outside Length (In.)	Belt Code	Inside length Li (mm)	Outside length (mm)	Outside Length (In.)
25	635	709	27.9	80	2032	2104	82.8
26	660	734	28.9	81	2057	2134	84.0
27	686	759	29.9	82	2083	2159	85.0
28	711	784	30.9	83	2108	2184	86.0
29	737	809	31.9	84	2134	2209	87.0
30	762	834	32.8	85	2159	2234	88.0
31	787	864	34.0	86	2184	2259	88.9
32	813	889	35.0	87	2210	2284	89.9
33	838	914	36.0	88	2235	2309	90.9
34	864	939	37.0	89	2261	2334	91.9
35	889	964	38.0	90	2286	2359	92.9
36	914	989	38.9	91	2311	2384	93.9
37	940	1014	39.9	92	2337	2409	94.8
38	965	1039	40.9	93	2362	2439	96.0
39	991	1064	41.9	94	2388	2464	97.0
40	1016	1089	42.9	95	2413	2489	98.0
41	1041	1114	43.9	96	2438	2514	99.0
42	1067	1139	44.8	97	2464	2540	100.0
43	1092	1169	46.0	98	2489	2565	101.0
44	1118	1194	47.0	99	2515	2591	102.0
45	1143	1219	48.0	100	2540	2616	103.0
46	1168	1244	49.0	102	2591	2667	105.0
47	1194	1269	50.0	105	2667	2743	108.0
48	1219	1294	50.9	108	2743	2819	111.0
49	1245	1319	51.9	110	2794	2870	113.0
50	1270	1344	52.9	112	2845	2921	115.0
51	1295	1369	53.9	115	2921	2997	118.0
52	1321	1394	54.9	118	2997	3073	121.0
53	1346	1419	55.9	120	3048	3124	123.0
54	1372	1444	56.9	122	3099	3175	125.0
55	1397	1469	57.8	125	3175	3251	128.0
56	1422	1499	59.0	128	3251	3327	131.0
57	1448	1524	60.0	130	3302	3378	133.0
58	1473	1549	61.0	132	3353	3429	135.0
59	1499	1574	62.0	135	3429	3505	138.0
60	1524	1599	63.0	138	3505	3581	141.0
61	1549	1624	63.9	140	3556	3632	143.0
62	1575	1649	64.9	145	3683	3759	148.0
63	1600	1674	65.9	150	3810	3886	153.0
64	1626	1699	66.9	155	3937	4013	158.0
65	1651	1724	67.9	160	4064	4140	163.0
66	1676	1749	68.9	165	4191	4267	168.0
67	1702	1774	69.8	170	4318	4394	173.0
68	1727	1804	71.0	180	4572	4648	183.0
69	1753	1829	72.0	190	4826	4902	193.0
70	1778	1854	73.0	200	5080	5156	203.0
71	1803	1879	74.0	210	5334	5410	213.0
72	1829	1904	75.0				
73	1854	1929	75.9				
74	1880	1954	76.9				
75	1905	1979	77.9				
76	1930	2004	78.9				
77	1956	2029	79.9				
78	1981	2054	80.9				
79	2007	2079	81.9				

Size range: 23" ~ 660"

: Available size for Raw Edge Cogged V-belts BX

# Conventional V-Belts for ARPM / RMA IP-20 Wrapped Type / Raw Edge Cogged Type

## Standard Belt Sizes

C,CX							
Belt Code	Inside length Li (mm)	Outside length (mm)	Outside Length (In.)	Belt Code	Inside length Li (mm)	Outside length (mm)	Outside Length (In.)
40	1016	1119	44.1	102	2591	2692.4	106.0
42	1067	1169	46.0	105	2667	2768.6	109.0
45	1143	1244	49.0	108	2743	2844.8	112.0
48	1219	1324	52.1	110	2794	2895.6	114.0
50	1270	1374	54.1	112	2845	2946.4	116.0
51	1295	1399	55.1	115	2921	3022.6	119.0
52	1321	1424	56.1	118	2997	3098.8	122.0
53	1346	1449	57.0	120	3048	3149.6	124.0
54	1372	1474	58.0	122	3099	3200.4	126.0
55	1397	1499	59.0	125	3175	3276.6	129.0
56	1422	1524	60.0	128	3251	3352.8	132.0
57	1448	1549	61.0	130	3302	3403.6	134.0
58	1473	1574	62.0	132	3353	3454.4	136.0
59	1499	1599	63.0	135	3429	3530.6	139.0
60	1524	1629	64.1	138	3505	3606.8	142.0
61	1549	1654	65.1	140	3556	3657.6	144.0
62	1575	1679	66.1	142	3607	3708.4	146.0
63	1600	1704	67.1	145	3683	3784.6	149.0
64	1626	1729	68.1	148	3759	3860.8	152.0
65	1651	1754	69.1	150	3810	3911.6	154.0
66	1676	1779	70.0	155	3937	4038.6	159.0
67	1702	1804	71.0	160	4064	4165.6	164.0
68	1727	1829	72.0	165	4191	4292.6	169.0
69	1753	1854	73.0	170	4318	4419.6	174.0
70	1778	1879	74.0	180	4572	4673.6	184.0
71	1803	1904	75.0	190	4826	4927.6	194.0
72	1829	1934	76.1	200	5080	5181.6	204.0
73	1854	1959	77.1	210	5334	5435.6	214.0
74	1880	1984	78.1	220	5588	5689.6	224.0
75	1905	2009	79.1	230	5842	5943.6	234.0
76	1930	2034	80.1	240	6096	6197.6	244.0
77	1956	2059	81.1	250	6350	6451.6	254.0
78	1981	2084	82.0	260	6604	6705.6	264.0
79	2007	2109	83.0	270	6858	6959.6	274.0
80	2032	2134	84.0				
81	2057	2159	85.0				
82	2083	2184	86.0				
83	2108	2209	87.0				
84	2134	2234	88.0				
85	2159	2264	89.1				
86	2184	2289	90.1				
87	2210	2311	91.0				
88	2235	2339	92.1				
89	2261	2362	93.0				
90	2286	2389	94.1				
91	2311	2414	95.0				
92	2337	2440	96.1				
93	2362	2464	97.0				
94	2388	2489	98.0				
95	2413	2514	99.0				
96	2438	2539	100.0				
97	2464	2565	101.0				
98	2489	2591	102.0				
99	2515	2616	103.0				
100	2540	2642	104.0				

Size range: 37" ~ 660"

Available size for Raw Edge Cogged V-Belts CX

# Conventional V-Belts for ARPM / RMA IP-20 Wrapped Type / Raw Edge Cogged Type

## Standard Belt Sizes

D		
Belt Code	Inside length Li (mm)	Outside Length (In.)
100	2540	105.1
105	2667	110.1
110	2794	115.1
115	2921	120.1
120	3048	125.1
125	3175	130.1
130	3302	135.1
135	3429	140.1
140	3556	145.1
145	3683	150.1
150	3810	155.1
155	3937	160.1
160	4064	165.1
165	4191	170.1
170	4318	175.1
180	4572	185.1
190	4826	195.1
200	5080	205.1
210	5334	215.1
220	5588	222.6
230	5842	232.6
240	6096	242.6
250	6350	252.6
260	6604	262.6
270	6858	272.6
280	7112	282.6
300	7620	302.6
310	7874	312.6
330	8382	332.6
360	9144	362.6


Size range: 100" ~ 660"

E		
Belt Code	Inside length Li (mm)	Outside Length (In.)
180	4572	186.2
210	5334	216.2
240	6096	243.2
270	6858	273.2
300	7620	303.2
330	8382	333.2
360	9144	363.2
390	9906	393.2
420	10668	423.2

Size range: 144" ~ 660"

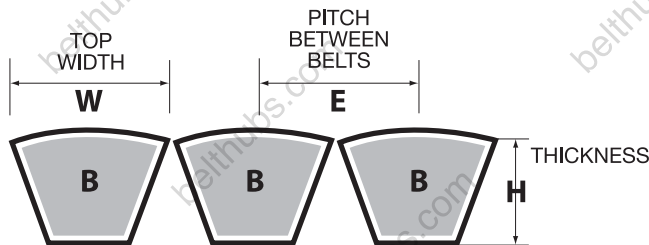
# Conventional V-belts Banded

All the quality features and benefits of single belts - Plus.



- Designed for tough applications where multiple drive belts are subject to heavy shock and pulsating loads.
- Banding prevents belt whip, belt turnover, vibration and jumping off that may occur with single belts in multiple drive applications.
- Lateral rigidity keeps the belt running in a straight line as it enters the pulley grooves during strong pulsating or shock loads for reduced wear.
- Frictional and wedging principles of the V-Belt drive apply and prevent slip at low tension and low bearing loads.

## Cross-Sectional Dimensions



## Product Code

**3R - B - 144**

3 Ribs      Cross Section      Belt Code, 144.0 inches

Belt Section	Top Width W (Inches)	Thickness H (Inches)	Pitch Between Belts E (Inches)
B	.66	.51	.75
C	.88	.63	1.00
D	1.25	.85	1.46

B											
Belt No.	Outside Length (Inch)	Belt No.	Outside Length (Inch)	Belt No.	Outside Length (Inch)	Belt No.	Outside Length (Inch)	Belt No.	Outside Length (Inch)	Belt No.	Outside Length (Inch)
2R B 55	57.8	2R B 71	73.8	2R B 83	85.8	2R B 100	102.8	2R B 120	122.8	2R B 180	182.8
3R B 55	57.8	3R B 71	73.8	3R B 83	85.8	3R B 100	102.8	3R B 120	122.8	3R B 180	182.8
4R B 55	57.8	4R B 71	73.8	4R B 83	85.8	4R B 100	102.8	4R B 120	122.8	4R B 180	182.8
5R B 55	57.8	5R B 71	73.8	5R B 83	85.8	5R B 100	102.8	5R B 120	122.8	5R B 180	182.8
2R B 60	62.8	2R B 72	74.8	2R B 85	87.8	2R B 103	105.8	2R B 124	126.8	2R B 195	197.8
3R B 60	62.8	3R B 72	74.8	3R B 85	87.8	3R B 103	105.8	3R B 124	126.8	3R B 195	197.8
4R B 60	62.8	4R B 72	74.8	4R B 85	87.8	4R B 103	105.8	4R B 124	126.8	4R B 195	197.8
5R B 60	62.8	5R B 72	74.8	5R B 85	87.8	5R B 103	105.8	5R B 124	126.8	5R B 195	197.8
2R B 61	63.8	2R B 73	75.8	2R B 86	88.8	2R B 104	106.8	2R B 128	130.8	2R B 210	212.8
3R B 61	63.8	3R B 73	75.8	3R B 86	88.8	3R B 104	106.8	3R B 128	130.8	3R B 210	212.8
4R B 61	63.8	4R B 73	75.8	4R B 86	88.8	4R B 104	106.8	4R B 128	130.8	4R B 210	212.8
5R B 61	63.8	5R B 73	75.8	5R B 86	88.8	5R B 104	106.8	5R B 128	130.8	5R B 210	212.8
2R B 62	64.8	2R B 74	76.8	2R B 87	89.8	2R B 105	107.8	2R B 133	135.8	2R B 225	226.3
3R B 62	64.8	3R B 74	76.8	3R B 87	89.8	3R B 105	107.8	3R B 133	135.8	3R B 225	226.3
4R B 62	64.8	4R B 74	76.8	4R B 87	89.8	4R B 105	107.8	4R B 133	135.8	4R B 225	226.3
5R B 62	64.8	5R B 74	76.8	5R B 87	89.8	5R B 105	107.8	5R B 133	135.8	5R B 225	226.3
2R B 63	65.8	2R B 75	77.8	2R B 88	90.8	2R B 107	109.8	2R B 136	138.8	2R B 240	241.3
3R B 63	65.8	3R B 75	77.8	3R B 88	90.8	3R B 107	109.8	3R B 136	138.8	3R B 240	241.3
4R B 63	65.8	4R B 75	77.8	4R B 88	90.8	4R B 107	109.8	4R B 136	138.8	4R B 240	241.3
5R B 63	65.8	5R B 75	77.8	5R B 88	90.8	5R B 107	109.8	5R B 136	138.8	5R B 240	241.3
2R B 64	66.8	2R B 77	79.8	2R B 90	92.8	2R B 108	110.8	2R B 144	146.8	2R B 255	256.3
3R B 64	66.8	3R B 77	79.8	3R B 90	92.8	3R B 108	110.8	3R B 144	146.8	3R B 255	256.3
4R B 64	66.8	4R B 77	79.8	4R B 90	92.8	4R B 108	110.8	4R B 144	146.8	4R B 255	256.3
5R B 64	66.8	5R B 77	79.8	5R B 90	92.8	5R B 108	110.8	5R B 144	146.8	5R B 255	256.3
2R B 65	67.8	2R B 78	80.8	2R B 93	95.8	2R B 110	112.8	2R B 148	150.8	2R B 270	271.3
3R B 65	67.8	3R B 78	80.8	3R B 93	95.8	3R B 110	112.8	3R B 148	150.8	3R B 270	271.3
4R B 65	67.8	4R B 78	80.8	4R B 93	95.8	4R B 110	112.8	4R B 148	150.8	4R B 270	271.3
5R B 65	67.8	5R B 78	80.8	5R B 93	95.8	5R B 110	112.8	5R B 148	150.8	5R B 270	271.3
2R B 66	68.8	2R B 79	81.8	2R B 95	97.8	2R B 111	113.8	2R B 150	152.8	2R B 285	286.3
3R B 66	68.8	3R B 79	81.8	3R B 95	97.8	3R B 111	113.8	3R B 150	152.8	3R B 285	286.3
4R B 66	68.8	4R B 79	81.8	4R B 95	97.8	4R B 111	113.8	4R B 150	152.8	4R B 285	286.3
5R B 66	68.8	5R B 79	81.8	5R B 95	97.8	5R B 111	113.8	5R B 150	152.8	5R B 285	286.3
2R B 67	69.8	2R B 80	82.8	2R B 96	98.8	2R B 112	114.8	2R B 158	160.8	2R B 300	301.3
3R B 67	69.8	3R B 80	82.8	3R B 96	98.8	3R B 112	114.8	3R B 158	160.8	3R B 300	301.3
4R B 67	69.8	4R B 80	82.8	4R B 96	98.8	4R B 112	114.8	4R B 158	160.8	4R B 300	301.3
5R B 67	69.8	5R B 80	82.8	5R B 96	98.8	5R B 112	114.8	5R B 158	160.8	5R B 300	301.3
2R B 68	70.8	2R B 81	83.8	2R B 97	99.8	2R B 114	116.8	2R B 162	164.8	2R B 315	316.3
3R B 68	70.8	3R B 81	83.8	3R B 97	99.8	3R B 114	116.8	3R B 162	164.8	3R B 315	316.3
4R B 68	70.8	4R B 81	83.8	4R B 97	99.8	4R B 114	116.8	4R B 162	164.8	4R B 315	316.3
5R B 68	70.8	5R B 81	83.8	5R B 97	99.8	5R B 114	116.8	5R B 162	164.8	5R B 315	316.3
2R B 70	72.8	2R B 82	84.8	2R B 99	101.8	2R B 115	117.8	2R B 173	175.8	2R B 330	331.3
3R B 70	72.8	3R B 82	84.8	3R B 99	101.8	3R B 115	117.8	3R B 173	175.8	3R B 330	331.3
4R B 70	72.8	4R B 82	84.8	4R B 99	101.8	4R B 115	117.8	4R B 173	175.8	4R B 330	331.3
5R B 70	72.8	5R B 82	84.8	5R B 99	101.8	5R B 115	117.8	5R B 173	175.8	5R B 330	331.3


# Conventional V-belts Banded

C					
Belt No.	Outside Length (Inch)	Belt No.	Outside Length (Inch)	Belt No.	Outside Length (Inch)
2R C 68	72.2	2R C 112	116.2	2R C 240	242.2
3R C 68	72.2	3R C 112	116.2	3R C 240	242.2
4R C 68	72.2	4R C 112	116.2	4R C 240	242.2
5R C 68	72.2	5R C 112	116.2	5R C 240	242.2
2R C 71	75.2	2R C 120	124.2	2R C 255	257.2
3R C 71	75.2	3R C 120	124.2	3R C 255	257.2
4R C 71	75.2	4R C 120	124.2	4R C 255	257.2
5R C 71	75.2	5R C 120	124.2	5R C 255	257.2
2R C 75	79.2	2R C 124	128.2	2R C 270	272.2
3R C 75	79.2	3R C 124	128.2	3R C 270	272.2
4R C 75	79.2	4R C 124	128.2	4R C 270	272.2
5R C 75	79.2	5R C 124	128.2	5R C 270	272.2
2R C 81	85.2	2R C 128	132.2	2R C 285	287.2
3R C 81	85.2	3R C 128	132.2	3R C 285	287.2
4R C 81	85.2	4R C 128	132.2	4R C 285	287.2
5R C 81	85.2	5R C 128	132.2	5R C 285	287.2
2R C 85	89.2	2R C 136	140.2	2R C 300	302.2
3R C 85	89.2	3R C 136	140.2	3R C 300	302.2
4R C 85	89.2	4R C 136	140.2	4R C 300	302.2
5R C 85	89.2	5R C 136	140.2	5R C 300	302.2
2R C 90	94.2	2R C 144	148.2	2R C 315	317.2
3R C 90	94.2	3R C 144	148.2	3R C 315	317.2
4R C 90	94.2	4R C 144	148.2	4R C 315	317.2
5R C 90	94.2	5R C 144	148.2	5R C 315	317.2
2R C 96	100.2	2R C 158	162.2	2R C 330	332.2
3R C 96	100.2	3R C 158	162.2	3R C 330	332.2
4R C 96	100.2	4R C 158	162.2	4R C 330	332.2
5R C 96	100.2	5R C 158	162.2	5R C 330	332.2
2R C 97	101.2	2R C 162	166.2	2R C 345	347.2
3R C 97	101.2	3R C 162	166.2	3R C 345	347.2
4R C 97	101.2	4R C 162	166.2	4R C 345	347.2
5R C 97	101.2	5R C 162	166.2	5R C 345	347.2
2R C 99	103.2	2R C 173	177.2	2R C 360	362.2
3R C 99	103.2	3R C 173	177.2	3R C 360	362.2
4R C 99	103.2	4R C 173	177.2	4R C 360	362.2
5R C 99	103.2	5R C 173	177.2	5R C 360	362.2
2R C 100	104.2	2R C 180	184.2	2R C 390	392.2
3R C 100	104.2	3R C 180	184.2	3R C 390	392.2
4R C 100	104.2	4R C 180	184.2	4R C 390	392.2
5R C 100	104.2	5R C 180	184.2	5R C 390	392.2
2R C 105	109.2	2R C 195	199.2	2R C 420	422.2
3R C 105	109.2	3R C 195	199.2	3R C 420	422.2
4R C 105	109.2	4R C 195	199.2	4R C 420	422.2
5R C 105	109.2	5R C 195	199.2	5R C 420	422.2
2R C 108	112.2	2R C 210	214.2		
3R C 108	112.2	3R C 210	214.2		
4R C 108	112.2	4R C 210	214.2		
5R C 108	112.2	5R C 210	214.2		
2R C 109	113.2	2R C 225	227.2		
3R C 109	113.2	3R C 225	227.2		
4R C 109	113.2	4R C 225	227.2		
5R C 109	113.2	5R C 225	227.2		

D					
Belt No.	Outside Length (Inch)	Belt No.	Outside Length (Inch)	Belt No.	Outside Length (Inch)
3R D 120	125.2	3R D 225	227.7	3R D 360	362.7
4R D 120	125.2	4R D 225	227.7	4R D 360	362.7
5R D 120	125.2	5R D 225	227.7	5R D 360	362.7
3R D 128	133.2	3R D 240	242.7	3R D 390	392.7
4R D 128	133.2	4R D 240	242.7	4R D 390	392.7
5R D 128	133.2	5R D 240	242.7	5R D 390	392.7
3R D 144	149.2	3R D 255	257.7	3R D 420	422.7
4R D 144	149.2	4R D 255	257.7	4R D 420	422.7
5R D 144	149.2	5R D 255	257.7	5R D 420	422.7
3R D 158	163.2	3R D 270	272.7	3R D 450	452.7
4R D 158	163.2	4R D 270	272.7	4R D 450	452.7
5R D 158	163.2	5R D 270	272.7	5R D 450	452.7
3R D 162	167.2	3R D 285	287.7	3R D 480	482.7
4R D 162	167.2	4R D 285	287.7	4R D 480	482.7
5R D 162	167.2	5R D 285	287.7	5R D 480	482.7
3R D 173	178.2	3R D 300	302.7	3R D 540	542.7
4R D 173	178.2	4R D 300	302.7	4R D 540	542.7
5R D 173	178.2	5R D 300	302.7	5R D 540	542.7
3R D 180	185.2	3R D 315	317.7	3R D 600	602.7
4R D 180	185.2	4R D 315	317.7	4R D 600	602.7
5R D 180	185.2	5R D 315	317.7	5R D 600	602.7
3R D 195	200.2	3R D 330	332.7	3R D 660	662.7
4R D 195	200.2	4R D 330	332.7	4R D 660	662.7
5R D 195	200.2	5R D 330	332.7	5R D 660	662.7
3R D 210	215.2	3R D 345	347.7		
4R D 210	215.2	4R D 345	347.7		
5R D 210	215.2	5R D 345	347.7		

# TRIPLEX Rawedge Cogged Banded

All the quality features and benefits of single belts - Plus.



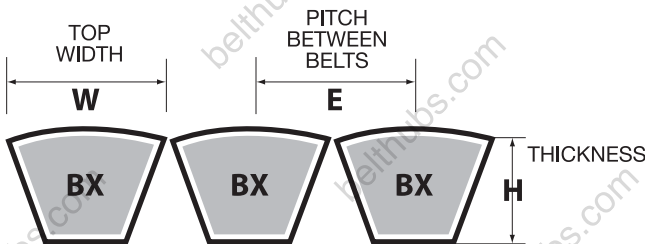
- Designed for tough applications where multiple drive belts are subject to heavy shock and pulsating loads.
- Banding prevents belt whip, belt turnover, vibration and jumping off that may occur with single belts in multiple drive applications.
- Lateral rigidity keeps the belt running in a straight line as it enters the pulley grooves during strong pulsating or shock loads for reduced wear.
- Frictional and wedging principles of the V-Belt drive apply and prevent slip at low tension and low bearing loads.

## Cross-Sectional Dimensions

### Product Code

**3R - BX - 144**

3 Ribs  
Rawedge Cogged Construction  
Belt Code, 144.0 inches  
Cross Section



Belt Section	Top Width W (Inches)	Thickness H (Inches)	Pitch Between Belts E (Inches)
B	.66	.51	.75
C	.88	.63	1.00

BX					
Belt No.	Outside Length (Inch)	Belt No.	Outside Length (Inch)	Belt No.	Outside Length (Inch)
2R BX 97	99.8	2R BX 128	130.8	2R BX 180	182.8
3R BX 97	99.8	3R BX 128	130.8	3R BX 180	182.8
4R BX 97	99.8	4R BX 128	130.8	4R BX 180	182.8
5R BX 97	99.8	5R BX 128	130.8	5R BX 180	182.8
2R BX 105	107.8	2R BX 144	146.8	2R BX 195	197.8
3R BX 105	107.8	3R BX 144	146.8	3R BX 195	197.8
4R BX 105	107.8	4R BX 144	146.8	4R BX 195	197.8
5R BX 105	107.8	5R BX 144	146.8	5R BX 195	197.8
2R BX 112	114.8	2R BX 158	160.8	2R BX 210	212.8
3R BX 112	114.8	3R BX 158	160.8	3R BX 210	212.8
4R BX 112	114.8	4R BX 158	160.8	4R BX 210	212.8
5R BX 112	114.8	5R BX 158	160.8	5R BX 210	212.8
2R BX 120	122.8	2R BX 173	175.8	2R BX 240	242.8
3R BX 120	122.8	3R BX 173	175.8	3R BX 240	242.8
4R BX 120	122.8	4R BX 173	175.8	4R BX 240	242.8
5R BX 120	122.8	5R BX 173	175.8	5R BX 240	242.8

CX					
Belt No.	Outside Length (Inch)	Belt No.	Outside Length (Inch)	Belt No.	Outside Length (Inch)
2R CX 96	100.2	2R CX 144	148.2	2R CX 195	199.2
3R CX 96	100.2	3R CX 144	148.2	3R CX 195	199.2
4R CX 96	100.2	4R CX 144	148.2	4R CX 195	199.2
5R CX 96	100.2	5R CX 144	148.2	5R CX 195	199.2
2R CX 105	109.2	2R CX 158	162.2	2R CX 210	214.2
3R CX 105	109.2	3R CX 158	162.2	3R CX 210	214.2
4R CX 105	109.2	4R CX 158	162.2	4R CX 210	214.2
5R CX 105	109.2	5R CX 158	162.2	5R CX 210	214.2
2R CX 107	111.2	2R CX 162	166.2	2R CX 225	229.2
3R CX 107	111.2	3R CX 162	166.2	3R CX 225	229.2
4R CX 107	111.2	4R CX 162	166.2	4R CX 225	229.2
5R CX 107	111.2	5R CX 162	166.2	5R CX 225	229.2
2R CX 112	116.2	2R CX 173	177.2	2R CX 240	242.2
3R CX 112	116.2	3R CX 173	177.2	3R CX 240	242.2
4R CX 112	116.2	4R CX 173	177.2	4R CX 240	242.2
5R CX 112	116.2	5R CX 173	177.2	5R CX 240	242.2
2R CX 120	124.2	2R CX 180	184.2		
3R CX 120	124.2	3R CX 180	184.2		
4R CX 120	124.2	4R CX 180	184.2		
5R CX 120	124.2	5R CX 180	184.2		
2R CX 128	132.2	2R CX 187	191.2		
3R CX 128	132.2	3R CX 187	191.2		
4R CX 128	132.2	4R CX 187	191.2		
5R CX 128	132.2	5R CX 187	191.2		

# MAXSTAR WEDGE V-belts (Wrapped Type) MAXSTAR WEDGE SUPREME (Raw Edge Cogged Type)

Maxstar Wedge V-belts have double the power transmission capacity of Conventional V-belts due to greater wedge effect. It features high speed transmission, energy saving, and compact design.

Product Code

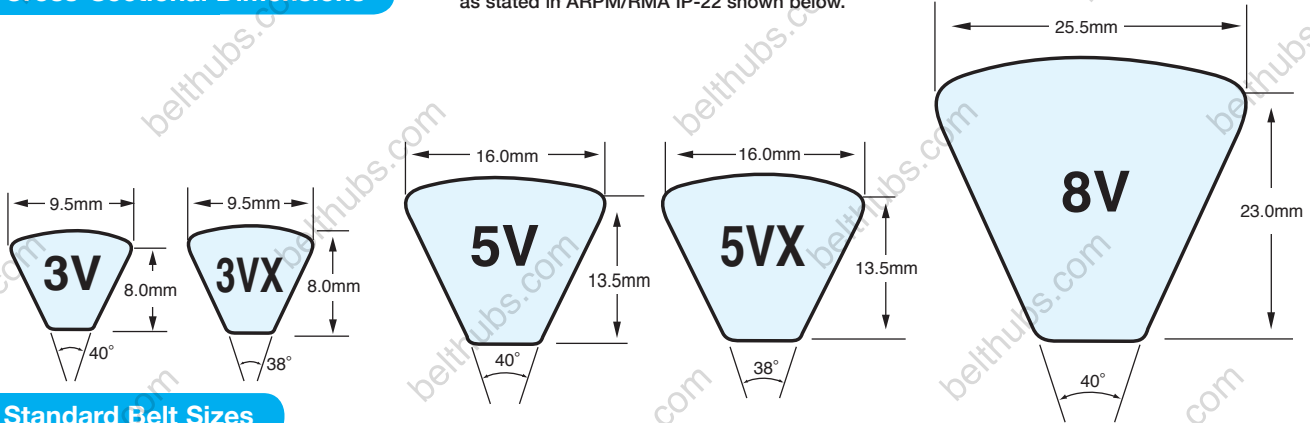
**5V—2500**

Cross Section

Belt Code (inch x10)

## Cross-Sectional Dimensions

Note: All sizes of Mitsubishi V-belts respectively meet the dimensional requirements as stated in ARPM/RMA IP-22 shown below.



## Standard Belt Sizes


3V-3VX		5V-5VX		8V	
Belt Code	Effective length Le (mm)	Belt Code	Effective length Le (mm)	Belt Code	Effective length Le (mm)
250	635	500	1270	1000	2540
265	673	530	1346	1060	2692
280	711	560	1422	1120	2845
300	762	600	1524	1180	2997
315	800	630	1600	1250	3175
335	851	670	1702	1320	3353
355	902	710	1803	1400	3556
375	953	750	1905	1500	3810
400	1016	800	2032	1600	4064
425	1080	850	2159	1700	4318
450	1143	900	2286	1800	4572
475	1207	950	2413	1900	4826
500	1270	1000	2540	2000	5080
530	1346	1060	2692	2120	5385
560	1422	1120	2845	2240	5690
600	1524	1180	2997	2360	5994
630	1600	1250	3175	2500	6350
670	1702	1320	3353	2650	6731
710	1803	1400	3556	2800	7112
750	1905	1500	3810	3000	7620
800	2032	1600	4064	3150	8001
850	2159	1700	4318	3350	8509
900	2286	1800	4572	3550	9017
950	2413	1900	4826	3750	9525
1000	2540	2000	5080	4000	10160
1060	2692	2120	5385	4250	10795
1120	2845	2240	5690	4500	11430
1180	2997	2360	5994	4750	12065
1250	3175	2500	6350	5000	12700
1320	3353	2650	6731	5600	14224
1400	3556	2800	7112	6000	15240
		3000	7620		
		3150	8001		
		3350	8509		
		3550	9017		

: Available size for Raw Edge Cogged V-belts 3VX & 5VX



# Multi MAXSTAR WEDGE

All the quality features and benefits of single belts - Plus.



- Designed for tough applications where multiple drive belts are subject to heavy shock and pulsating loads.
- Banding prevents belt whip, belt turnover, vibration and jumping off that may occur with single belts in multiple drive applications.
- Lateral rigidity keeps the belt running in a straight line as it enters the pulley grooves during strong pulsating or shock loads for reduced wear.
- Frictional and wedging principles of the V-Belt drive apply and prevent slip at low tension and low bearing loads.

## Cross-Sectional Dimensions

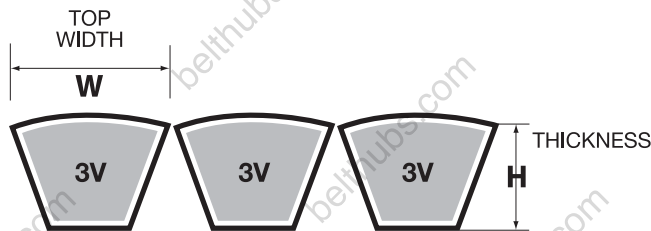
## Product Code

**4R - 3V - 1320**

4 Ribs

Cross Section

Belt Code,  
132.0 inches



Belt Section	Top Width W (Inches)	Thickness H (Inches)
3V	3/8	5/16
5V	5/8	17/32
8V	1	7/8

3V					
Belt No.	Effective Length (Inch)	Belt No.	Effective Length (Inch)	Belt No.	Effective Length (Inch)
2R 3V 450	45.0	2R 3V 670	67.0	2R 3V 1000	100.0
3R 3V 450	45.0	3R 3V 670	67.0	3R 3V 1000	100.0
4R 3V 450	45.0	4R 3V 670	67.0	4R 3V 1000	100.0
5R 3V 450	45.0	5R 3V 670	67.0	5R 3V 1000	100.0
2R 3V 475	47.5	2R 3V 710	71.0	2R 3V 1060	106.0
3R 3V 475	47.5	3R 3V 710	71.0	3R 3V 1060	106.0
4R 3V 475	47.5	4R 3V 710	71.0	4R 3V 1060	106.0
5R 3V 475	47.5	5R 3V 710	71.0	5R 3V 1060	106.0
2R 3V 500	50.0	2R 3V 750	75.0	2R 3V 1120	112.0
3R 3V 500	50.0	3R 3V 750	75.0	3R 3V 1120	112.0
4R 3V 500	50.0	4R 3V 750	75.0	4R 3V 1120	112.0
5R 3V 500	50.0	5R 3V 750	75.0	5R 3V 1120	112.0
2R 3V 530	53.0	2R 3V 800	80.0	2R 3V 1180	118.0
3R 3V 530	53.0	3R 3V 800	80.0	3R 3V 1180	118.0
4R 3V 530	53.0	4R 3V 800	80.0	4R 3V 1180	118.0
5R 3V 530	53.0	5R 3V 800	80.0	5R 3V 1180	118.0
2R 3V 560	56.0	2R 3V 850	85.0	2R 3V 1250	125.0
3R 3V 560	56.0	3R 3V 850	85.0	3R 3V 1250	125.0
4R 3V 560	56.0	4R 3V 850	85.0	4R 3V 1250	125.0
5R 3V 560	56.0	5R 3V 850	85.0	5R 3V 1250	125.0
2R 3V 600	60.0	2R 3V 900	90.0	2R 3V 1320	132.0
3R 3V 600	60.0	3R 3V 900	90.0	3R 3V 1320	132.0
4R 3V 600	60.0	4R 3V 900	90.0	4R 3V 1320	132.0
5R 3V 600	60.0	5R 3V 900	90.0	5R 3V 1320	132.0
2R 3V 630	63.0	2R 3V 950	95.0	2R 3V 1400	140.0
3R 3V 630	63.0	3R 3V 950	95.0	3R 3V 1400	140.0
4R 3V 630	63.0	4R 3V 950	95.0	4R 3V 1400	140.0
5R 3V 630	63.0	5R 3V 950	95.0	5R 3V 1400	140.0


# Multi MAXSTAR WEDGE

5V					
Belt No.	Effective Length (Inch)	Belt No.	Effective Length (Inch)	Belt No.	Effective Length (Inch)
2R 5V 630	63.0	2R 5V 1180	118.0	2R 5V 2240	224.0
3R 5V 630	63.0	3R 5V 1180	118.0	3R 5V 2240	224.0
4R 5V 630	63.0	4R 5V 1180	118.0	4R 5V 2240	224.0
5R 5V 630	63.0	5R 5V 1180	118.0	5R 5V 2240	224.0
2R 5V 670	67.0	2R 5V 1250	125.0	2R 5V 2360	236.0
3R 5V 670	67.0	3R 5V 1250	125.0	3R 5V 2360	236.0
4R 5V 670	67.0	4R 5V 1250	125.0	4R 5V 2360	236.0
5R 5V 670	67.0	5R 5V 1250	125.0	5R 5V 2360	236.0
2R 5V 710	71.0	2R 5V 1320	132.0	2R 5V 2500	250.0
3R 5V 710	71.0	3R 5V 1320	132.0	3R 5V 2500	250.0
4R 5V 710	71.0	4R 5V 1320	132.0	4R 5V 2500	250.0
5R 5V 710	71.0	5R 5V 1320	132.0	5R 5V 2500	250.0
2R 5V 750	75.0	2R 5V 1400	140.0	2R 5V 2650	265.0
3R 5V 750	75.0	3R 5V 1400	140.0	3R 5V 2650	265.0
4R 5V 750	75.0	4R 5V 1400	140.0	4R 5V 2650	265.0
5R 5V 750	75.0	5R 5V 1400	140.0	5R 5V 2650	265.0
2R 5V 800	80.0	2R 5V 1500	150.0	2R 5V 2800	280.0
3R 5V 800	80.0	3R 5V 1500	150.0	3R 5V 2800	280.0
4R 5V 800	80.0	4R 5V 1500	150.0	4R 5V 2800	280.0
5R 5V 800	80.0	5R 5V 1500	150.0	5R 5V 2800	280.0
2R 5V 850	85.0	2R 5V 1600	160.0	2R 5V 3000	300.0
3R 5V 850	85.0	3R 5V 1600	160.0	3R 5V 3000	300.0
4R 5V 850	85.0	4R 5V 1600	160.0	4R 5V 3000	300.0
5R 5V 850	85.0	5R 5V 1600	160.0	5R 5V 3000	300.0
2R 5V 900	90.0	2R 5V 1700	170.0	2R 5V 3150	315.0
3R 5V 900	90.0	3R 5V 1700	170.0	3R 5V 3150	315.0
4R 5V 900	90.0	4R 5V 1700	170.0	4R 5V 3150	315.0
5R 5V 900	90.0	5R 5V 1700	170.0	5R 5V 3150	315.0
2R 5V 950	95.0	2R 5V 1800	180.0	2R 5V 3350	335.0
3R 5V 950	95.0	3R 5V 1800	180.0	3R 5V 3350	335.0
4R 5V 950	95.0	4R 5V 1800	180.0	4R 5V 3350	335.0
5R 5V 950	95.0	5R 5V 1800	180.0	5R 5V 3350	335.0
2R 5V 1000	100.0	2R 5V 1900	190.0	2R 5V 3550	355.0
3R 5V 1000	100.0	3R 5V 1900	190.0	3R 5V 3550	355.0
4R 5V 1000	100.0	4R 5V 1900	190.0	4R 5V 3550	355.0
5R 5V 1000	100.0	5R 5V 1900	190.0	5R 5V 3550	355.0
2R 5V 1060	106.0	2R 5V 2000	200.0		
3R 5V 1060	106.0	3R 5V 2000	200.0		
4R 5V 1060	106.0	4R 5V 2000	200.0		
5R 5V 1060	106.0	5R 5V 2000	200.0		
2R 5V 1120	112.0	2R 5V 2120	212.0		
3R 5V 1120	112.0	3R 5V 2120	212.0		
4R 5V 1120	112.0	4R 5V 2120	212.0		
5R 5V 1120	112.0	5R 5V 2120	212.0		

8V					
Belt No.	Effective Length (Inch)	Belt No.	Effective Length (Inch)	Belt No.	Effective Length (Inch)
3R 8V 1000	100.0	3R 8V 1800	180.0	3R 8V 3150	315.0
4R 8V 1000	100.0	4R 8V 1800	180.0	4R 8V 3150	315.0
5R 8V 1000	100.0	5R 8V 1800	180.0	5R 8V 3150	315.0
3R 8V 1060	106.0	3R 8V 1900	190.0	3R 8V 3350	335.0
4R 8V 1060	106.0	4R 8V 1900	190.0	4R 8V 3350	335.0
5R 8V 1060	106.0	5R 8V 1900	190.0	5R 8V 3350	335.0
3R 8V 1120	112.0	3R 8V 2000	200.0	3R 8V 3550	355.0
4R 8V 1120	112.0	4R 8V 2000	200.0	4R 8V 3550	355.0
5R 8V 1120	112.0	5R 8V 2000	200.0	5R 8V 3550	355.0
3R 8V 1180	118.0	3R 8V 2120	212.0	3R 8V 3700	370.0
4R 8V 1180	118.0	4R 8V 2120	212.0	4R 8V 3700	370.0
5R 8V 1180	118.0	5R 8V 2120	212.0	5R 8V 3700	370.0
3R 8V 1250	125.0	3R 8V 2240	224.0	3R 8V 4000	400.0
4R 8V 1250	125.0	4R 8V 2240	224.0	4R 8V 4000	400.0
5R 8V 1250	125.0	5R 8V 2240	224.0	5R 8V 4000	400.0
3R 8V 1320	132.0	3R 8V 2360	236.0	3R 8V 4250	425.0
4R 8V 1320	132.0	4R 8V 2360	236.0	4R 8V 4250	425.0
5R 8V 1320	132.0	5R 8V 2360	236.0	5R 8V 4250	425.0
3R 8V 1400	140.0	3R 8V 2500	250.0	3R 8V 4500	450.0
4R 8V 1400	140.0	4R 8V 2500	250.0	4R 8V 4500	450.0
5R 8V 1400	140.0	5R 8V 2500	250.0	5R 8V 4500	450.0
3R 8V 1500	150.0	3R 8V 2650	265.0	3R 8V 4750	475.0
4R 8V 1500	150.0	4R 8V 2650	265.0	4R 8V 4750	475.0
5R 8V 1500	150.0	5R 8V 2650	265.0	5R 8V 4750	475.0
3R 8V 1600	160.0	3R 8V 2800	280.0	3R 8V 5000	500.0
4R 8V 1600	160.0	4R 8V 2800	280.0	4R 8V 5000	500.0
5R 8V 1600	160.0	5R 8V 2800	280.0	5R 8V 5000	500.0
3R 8V 1700	170.0	3R 8V 3000	300.0		
4R 8V 1700	170.0	4R 8V 3000	300.0		
5R 8V 1700	170.0	5R 8V 3000	300.0		

# Multi MAXSTAR WEDGE SUPREME

All the quality features and benefits of single belts - Plus.



- Designed for tough applications where multiple drive belts are subject to heavy shock and pulsating loads.
- Banding prevents belt whip, belt turnover, vibration and jumping off that may occur with single belts in multiple drive applications.
- Lateral rigidity keeps the belt running in a straight line as it enters the pulley grooves during strong pulsating or shock loads for reduced wear.
- Frictional and wedging principles of the V-Belt drive apply and prevent slip at low tension and low bearing loads.

## Cross-Sectional Dimensions

## Product Code


**4R - 5V - X - 1320**

4 Ribs      Cross Section      Rawedge Cogged Construction      Belt Code, 132.0 inches

3VX				5VX					
Belt No.	Effective Length (Inch)	Belt No.	Effective Length (Inch)	Belt No.	Effective Length (Inch)	Belt No.	Effective Length (Inch)	Belt No.	Effective Length (Inch)
2R3VX375	37.5	2R3VX600	60.0	2R5VX500	50.0	2R5VX1000	100.0	2R5VX1700	170.0
3R3VX375	37.5	3R3VX600	60.0	3R5VX500	50.0	3R5VX1000	100.0	3R5VX1700	170.0
4R3VX375	37.5	4R3VX600	60.0			4R5VX1000	100.0	4R5VX1700	170.0
5R3VX375	37.5	5R3VX600	60.0	2R5VX530	53.0	5R5VX1000	100.0	5R5VX1700	170.0
				3R5VX530	53.0				
2R3VX400	40.0	2R3VX630	63.0			2R5VX1060	106.0	2R5VX1800	180.0
3R3VX400	40.0	3R3VX630	63.0	2R5VX560	56.0	3R5VX1060	106.0	3R5VX1800	180.0
4R3VX400	40.0	4R3VX630	63.0	3R5VX560	56.0	4R5VX1060	106.0	4R5VX1800	180.0
5R3VX400	40.0	5R3VX630	63.0			5R5VX1060	106.0	5R5VX1800	180.0
				2R5VX600	60.0				
2R3VX425	42.5	2R3VX670	67.0	3R5VX600	60.0	2R5VX1120	112.0	2R5VX1900	190.0
3R3VX425	42.5	3R3VX670	67.0			3R5VX1120	112.0	3R5VX1900	190.0
4R3VX425	42.5	4R3VX670	67.0	2R5VX630	63.0	4R5VX1120	112.0	4R5VX1900	190.0
5R3VX425	42.5	5R3VX670	67.0	3R5VX630	63.0	5R5VX1120	112.0	5R5VX1900	190.0
2R3VX450	45.0	2R3VX710	71.0	2R5VX670	67.0	2R5VX1180	118.0	2R5VX2000	200.0
3R3VX450	45.0	3R3VX710	71.0	3R5VX670	67.0	3R5VX1180	118.0	3R5VX2000	200.0
4R3VX450	45.0	4R3VX710	71.0			4R5VX1180	118.0	4R5VX2000	200.0
5R3VX450	45.0	5R3VX710	71.0	2R5VX710	71.0	5R5VX1180	118.0	5R5VX2000	200.0
				3R5VX710	71.0				
2R3VX475	47.5	2R3VX750	75.0			2R5VX1250	125.0		
3R3VX475	47.5	3R3VX750	75.0	2R5VX750	75.0	3R5VX1250	125.0		
4R3VX475	47.5	4R3VX750	75.0	3R5VX750	75.0	4R5VX1250	125.0		
5R3VX475	47.5	5R3VX750	75.0			5R5VX1250	125.0		
				2R5VX800	80.0				
2R3VX490	49.0	2R3VX800	80.0	3R5VX800	80.0	2R5VX1320	132.0		
3R3VX490	49.0	3R3VX800	80.0			3R5VX1320	132.0		
4R3VX490	49.0	4R3VX800	80.0	2R5VX850	85.0	4R5VX1320	132.0		
5R3VX490	49.0	5R3VX800	80.0	3R5VX850	85.0	5R5VX1320	132.0		
2R3VX500	50.0	2R3VX850	85.0	2R5VX900	90.0	2R5VX1400	140.0		
3R3VX500	50.0	3R3VX850	85.0	3R5VX900	90.0	3R5VX1400	140.0		
4R3VX500	50.0	4R3VX850	85.0			4R5VX1400	140.0		
5R3VX500	50.0	5R3VX850	85.0	2R5VX950	95.0	5R5VX1400	140.0		
				3R5VX950	95.0				
2R3VX530	53.0	2R3VX900	90.0			2R5VX1500	150.0		
3R3VX530	53.0	3R3VX900	90.0			3R5VX1500	150.0		
4R3VX530	53.0	4R3VX900	90.0			4R5VX1500	150.0		
5R3VX530	53.0	5R3VX900	90.0			5R5VX1500	150.0		
2R3VX560	56.0	2R3VX950	95.0						
3R3VX560	56.0	3R3VX950	95.0						
4R3VX560	56.0	4R3VX950	95.0						
5R3VX560	56.0	5R3VX950	95.0						

# SUPER WEDGE II

All the quality features and benefits of single belts - Plus.



- Designed for extra heavy duty applications.
- Aramid cords with bareback fabric for clutch effect.
- Reduced Belt stretch under heavy loads and torque.
- High working loads, high shock loads.

Product Code

**3R**

3 Ribs

**5VK**

Cross Section

**1600**


Belt Code, 160 inches

5VK

Belt No.	Effective Length (Inch)	Belt No.	Effective Length (Inch)	Belt No.	Effective Length (Inch)	Belt No.	Effective Length (Inch)	Belt No.	Effective Length (Inch)
2R5VK630	63.0	2R5VK900	90.0	2R5VK1320	132.0	2R5VK2000	200.0	2R5VK2800	280.0
3R5VK630	63.0	3R5VK900	90.0	3R5VK1320	132.0	3R5VK2000	200.0	3R5VK2800	280.0
4R5VK630	63.0	4R5VK900	90.0	4R5VK1320	132.0	4R5VK2000	200.0	4R5VK2800	280.0
5R5VK630	63.0	5R5VK900	90.0	5R5VK1320	132.0	5R5VK2000	200.0	5R5VK2800	280.0
2R5VK670	67.0	2R5VK950	95.0	2R5VK1400	140.0	2R5VK2030	203.0	2R5VK3000	300.0
3R5VK670	67.0	3R5VK950	95.0	3R5VK1400	140.0	3R5VK2030	203.0	3R5VK3000	300.0
4R5VK670	67.0	4R5VK950	95.0	4R5VK1400	140.0	4R5VK2030	203.0	4R5VK3000	300.0
5R5VK670	67.0	5R5VK950	95.0	5R5VK1400	140.0	5R5VK2030	203.0	5R5VK3000	300.0
2R5VK710	71.0	2R5VK1000	100.0	2R5VK1500	150.0	2R5VK2120	212.0	2R5VK3150	315.0
3R5VK710	71.0	3R5VK1000	100.0	3R5VK1500	150.0	3R5VK2120	212.0	3R5VK3150	315.0
4R5VK710	71.0	4R5VK1000	100.0	4R5VK1500	150.0	4R5VK2120	212.0	4R5VK3150	315.0
5R5VK710	71.0	5R5VK1000	100.0	5R5VK1500	150.0	5R5VK2120	212.0	5R5VK3150	315.0
2R5VK750	75.0	2R5VK1060	106.0	2R5VK1600	160.0	2R5VK2240	224.0	2R5VK3350	335.0
3R5VK750	75.0	3R5VK1060	106.0	3R5VK1600	160.0	3R5VK2240	224.0	3R5VK3350	335.0
4R5VK750	75.0	4R5VK1060	106.0	4R5VK1600	160.0	4R5VK2240	224.0	4R5VK3350	335.0
5R5VK750	75.0	5R5VK1060	106.0	5R5VK1600	160.0	5R5VK2240	224.0	5R5VK3350	335.0
2R5VK800	80.0	2R5VK1120	112.0	2R5VK1700	170.0	2R5VK2360	236.0	2R5VK3550	355.0
3R5VK800	80.0	3R5VK1120	112.0	3R5VK1700	170.0	3R5VK2360	236.0	3R5VK3550	355.0
4R5VK800	80.0	4R5VK1120	112.0	4R5VK1700	170.0	4R5VK2360	236.0	4R5VK3550	355.0
5R5VK800	80.0	5R5VK1120	112.0	5R5VK1700	170.0	5R5VK2360	236.0	5R5VK3550	355.0
2R5VK850	85.0	2R5VK1180	118.0	2R5VK1800	180.0	2R5VK2500	250.0		
3R5VK850	85.0	3R5VK1180	118.0	3R5VK1800	180.0	3R5VK2500	250.0		
4R5VK850	85.0	4R5VK1180	118.0	4R5VK1800	180.0	4R5VK2500	250.0		
5R5VK850	85.0	5R5VK1180	118.0	5R5VK1800	180.0	5R5VK2500	250.0		
2R5VK870	87.0	2R5VK1250	125.0	2R5VK1900	190.0	2R5VK2650	265.0		
3R5VK870	87.0	3R5VK1250	125.0	3R5VK1900	190.0	3R5VK2650	265.0		
4R5VK870	87.0	4R5VK1250	125.0	4R5VK1900	190.0	4R5VK2650	265.0		
5R5VK870	87.0	5R5VK1250	125.0	5R5VK1900	190.0	5R5VK2650	265.0		

# SUPER WEDGE II

8VK									
Belt No.	Effective Length (Inch)	Belt No.	Effective Length (Inch)	Belt No.	Effective Length (Inch)	Belt No.	Effective Length (Inch)	Belt No.	Effective Length (Inch)
2R8VK1000	100.0	2R8VK1500	150.0	2R8VK2240	224.0	2R8VK3350	335.0	2R8VK5000	500.0
3R8VK1000	100.0	3R8VK1500	150.0	3R8VK2240	224.0	3R8VK3350	335.0	3R8VK5000	500.0
4R8VK1000	100.0	4R8VK1500	150.0	4R8VK2240	224.0	4R8VK3350	335.0	4R8VK5000	500.0
5R8VK1000	100.0	5R8VK1500	150.0	5R8VK2240	224.0	5R8VK3350	335.0	5R8VK5000	500.0
2R8VK1060	106.0	2R8VK1600	160.0	2R8VK2360	236.0	2R8VK3550	355.0	2R8VK5600	560.0
3R8VK1060	106.0	3R8VK1600	160.0	3R8VK2360	236.0	3R8VK3550	355.0	3R8VK5600	560.0
4R8VK1060	106.0	4R8VK1600	160.0	4R8VK2360	236.0	4R8VK3550	355.0	4R8VK5600	560.0
5R8VK1060	106.0	5R8VK1600	160.0	5R8VK2360	236.0	5R8VK3550	355.0	5R8VK5600	560.0
2R8VK1120	112.0	2R8VK1700	170.0	2R8VK2500	250.0	2R8VK3750	375.0	2R8VK5900	590.0
3R8VK1120	112.0	3R8VK1700	170.0	3R8VK2500	250.0	3R8VK3750	375.0	3R8VK5900	590.0
4R8VK1120	112.0	4R8VK1700	170.0	4R8VK2500	250.0	4R8VK3750	375.0	4R8VK5900	590.0
5R8VK1120	112.0	5R8VK1700	170.0	5R8VK2500	250.0	5R8VK3750	375.0	5R8VK5900	590.0
2R8VK1180	118.0	2R8VK1800	180.0	2R8VK2650	265.0	2R8VK4000	400.0	2R8VK6000	600.0
3R8VK1180	118.0	3R8VK1800	180.0	3R8VK2650	265.0	3R8VK4000	400.0	3R8VK6000	600.0
4R8VK1180	118.0	4R8VK1800	180.0	4R8VK2650	265.0	4R8VK4000	400.0	4R8VK6000	600.0
5R8VK1180	118.0	5R8VK1800	180.0	5R8VK2650	265.0	5R8VK4000	400.0	5R8VK6000	600.0
2R8VK1250	125.0	2R8VK1900	190.0	2R8VK2800	280.0	2R8VK4250	425.0	2R8VK6600	660.0
3R8VK1250	125.0	3R8VK1900	190.0	3R8VK2800	280.0	3R8VK4250	425.0	3R8VK6600	660.0
4R8VK1250	125.0	4R8VK1900	190.0	4R8VK2800	280.0	4R8VK4250	425.0	4R8VK6600	660.0
5R8VK1250	125.0	5R8VK1900	190.0	5R8VK2800	280.0	5R8VK4250	425.0	5R8VK6600	660.0
2R8VK1320	132.0	2R8VK2000	200.0	2R8VK3000	300.0	2R8VK4500	450.0		
3R8VK1320	132.0	3R8VK2000	200.0	3R8VK3000	300.0	3R8VK4500	450.0		
4R8VK1320	132.0	4R8VK2000	200.0	4R8VK3000	300.0	4R8VK4500	450.0		
5R8VK1320	132.0	5R8VK2000	200.0	5R8VK3000	300.0	5R8VK4500	450.0		
2R8VK1400	140.0	2R8VK2120	212.0	2R8VK3150	315.0	2R8VK4750	475.0		
3R8VK1400	140.0	3R8VK2120	212.0	3R8VK3150	315.0	3R8VK4750	475.0		
4R8VK1400	140.0	4R8VK2120	212.0	4R8VK3150	315.0	4R8VK4750	475.0		
5R8VK1400	140.0	5R8VK2120	212.0	5R8VK3150	315.0	5R8VK4750	475.0		



# Narrow V-belts Wrapped Type / Raw Edge Cogged Type

Narrow V-belts enable space saving, high speed drive, and reduced cost of operating and maintenance. It features oil / heat resistance and electrical conductivity.

Product Code

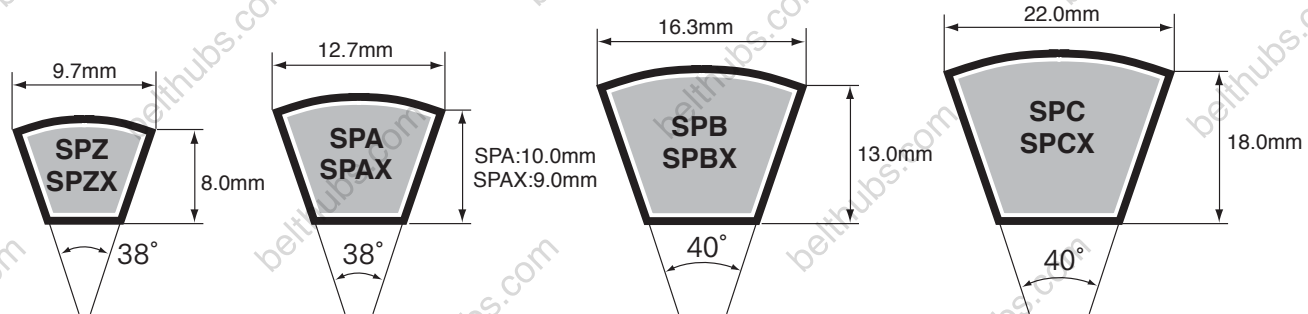
**SPZ-1000-Lw**

Cross Section

Datum Length (mm)

## Cross-Sectional Dimensions

Note: All sizes of Mitsubishi V-belts respectively meet the dimensional requirements as stated in DIN 7753/ISO4184 shown below.



## Standard Belt Sizes

SPZ(SPZX)				SPA(SPAX)				SPB(SPBX)				SPC(SPXC)	
Datum length Ld(mm)	Outer length La(mm)	Datum length Ld(mm)	Outer length La(mm)	Datum length Ld(mm)	Outer length La(mm)	Datum length Ld(mm)	Outer length La(mm)	Datum length Ld(mm)	Outer length La(mm)	Datum length Ld(mm)	Outer length La(mm)	Datum length Ld(mm)	Outer length La(mm)
487	500	1400	1413	732	750	1932	1950	1250	1272	4296	4318	2000	2030
512	525	1412	1425	742	760	1957	1975	1320	1342	4310	4332	2120	2150
562	575	1420	1433	757	775	1982	2000	1362	1382	4318	4340	2360	2390
587	600	1437	1450	782	800	2000	2018	1400	1422	4370	4392	2500	2530
612	625	1462	1475	800	818	2032	2050	1410	1432	4500	4522	3100	3130
630	643	1487	1500	807	825	2057	2075	1500	1522	4560	4582	3150	3180
637	650	1500	1513	832	850	2082	2100	1510	1532	4600	4622	3200	3230
662	675	1512	1525	850	868	2120	2138	1590	1612	4620	4642	3220	3250
670	683	1520	1533	857	875	2132	2150	1600	1622	4720	4742	3320	3350
687	700	1537	1550	882	900	2182	2200	1690	1712	4750	4772	3350	3380
710	723	1562	1575	900	918	2232	2250	1700	1722	4820	4842	3375	3405
722	735	1587	1600	907	925	2240	2258	1750	1772	4870	4892	3420	3450
737	750	1600	1613	932	950	2307	2325	1800	1822	5000	5022	3430	3460
750	763	1612	1625	950	968	2360	2378	1850	1872	5070	5092	3450	3480
760	773	1637	1650	957	975	2432	2450	1900	1922	5300	5322	3500	3530
762	775	1662	1675	967	985	2482	2500	1950	1972	5380	5402	3520	3550
772	785	1687	1700	982	1000	2500	2518	2000	2022	5500	5522	3550	3580
787	800	1700	1713	1000	1018	2607	2625	2030	2052	5600	5622	3600	3630
800	813	1737	1750	1032	1050	2650	2668	2060	2082	5680	5702	3620	3650
812	825	1762	1775	1057	1075	2800	2818	2120	2142	5800	5822	3670	3700
825	838	1787	1800	1082	1100	3000	3018	2150	2172	5990	6012	3700	3730
837	850	1800	1813	1107	1125	3082	3100	2180	2202	6000	6022	3750	3780
850	863	1812	1825	1120	1138	3132	3150	2240	2262	6300	6322	3770	3800
862	875	1837	1850	1132	1150	3150	3168	2280	2302	6340	6362	3800	3830
875	888	1862	1875	1157	1175	3182	3200	2310	2332	6700	6722	3810	3840
887	900	1887	1900	1182	1200	3282	3300	2360	2382	6720	6742	3970	4000
900	913	1900	1913	1207	1225	3350	3368	2410	2432	7100	7122	4000	4030
912	925	1937	1950	1232	1250	3382	3400	2425	2447	7500	7522	4050	4080
925	938	1987	2000	1250	1268	3482	3500	2520	2542	8000	8022	4100	4130
937	950	2000	2013	1257	1275	3500	3518	2530	2552	8500	8522	4200	4230
950	963	2030	2043	1272	1290	3550	3568	2680	2702	9000	9022	4250	4280
962	975	2037	2050	1282	1300	3650	3668	2800	2822			4300	4330
987	1000	2087	2100	1300	1318	3750	3768	2840	2862			4350	4380
1000	1013	2120	2133	1307	1325	3870	3888	3000	3022			4380	4410
1010	1023	2137	2150	1320	1338	4000	4018	3070	3092			4400	4430
1012	1025	2160	2173	1332	1350	4120	4138	3150	3172			4420	4450
1024	1037	2187	2200	1357	1375	4250	4268	3170	3192			4445	4475
1037	1050	2200	2213	1367	1385	4300	4318	3175	3197			4450	4480
1047	1060	2240	2253	1382	1400	4500	4518	3200	3222			4500	4530
1060	1073	2280	2293	1400	1418	4600	4618	3280	3260			4530	4560
1077	1090	2337	2350	1407	1425	4750	4768	3250	3272			4650	4680
1080	1093	2410	2423	1432	1450	4865	4883	3280	3302			4720	4750
1087	1100	2500	2513	1457	1475	5000	5018	3328	3350			4750	4780
1100	1113	2540	2553	1482	1500			3340	3362			4850	4880
1112	1125	2650	2663	1500	1518			3350	3372			4900	4930
1120	1133	2690	2703	1507	1525			3400	3422			4970	5000
1137	1150	2840	2853	1550	1568			3412	3434			5000	5030
1140	1153	3070	3083	1557	1575			3425	3447			5030	5060
1162	1175	3150	3163	1582	1600			3450	3472			5070	5100
1180	1193	3170	3183	1600	1618			3500	3522			5200	5230
1187	1200	3200	3213	1607	1625			3550	3572			5300	5330
1200	1213	3250	3263	1632	1650			3650	3672			5330	5360
1202	1215	3350	3363	1657	1675			3675	3697			5400	5430
1212	1225	3450	3463	1682	1700			3700	3722			5500	5530
1237	1250	3550	3563	1700	1718			3750	3772			5600	5630
1250	1263	3660	3673	1707	1725			3770	3792			5700	5730
1262	1275	3750	3763	1732	1750			3800	3822			6000	6030
1270	1283	4000	4013	1757	1775			3850	3872			6200	6230
1287	1300	4500	4513	1782	1800			3870	3892			6300	6330
1300	1313			1800	1818			3875	3897			6480	6510
1312	1325			1807	1825			4000	4022			6500	6530
1320	1333			1832	1850			4060	4082			6700	6730
1337	1350			1857	1875			4100	4122				
1340	1353			1882	1900			4120	4142				
1362	1375			1900	1918			4250	4272				
1387	1400			1907	1925			4260	4282				

Available size for Raw Edge Cogged V-belts SPZX, SPAX, SPBX, SPCX

up to 10000

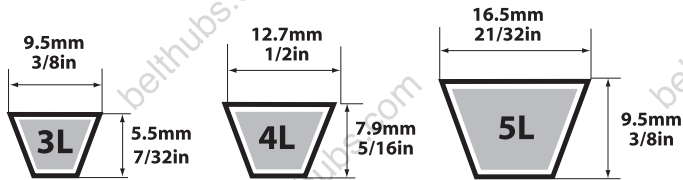
up to 12500

# FHP V-Belt



- Designed for light duty, fractional horsepower drives.
- Capable of handling drives with backside idler.
- External wrapping provides a smooth and quiet operation with minimum vibration.
- Heat and oil resistant, static conductive.

## Cross-Sectional Dimensions



## Product Code


**4L - 380**

Cross Section

Belt Code, 38.0 inches

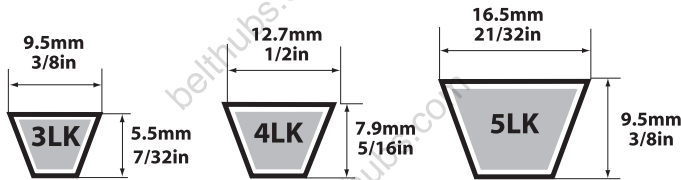
3L				4L				5L			
Belt No.	Outside Length (Inch)	Belt No.	Outside Length (Inch)	Belt No.	Outside Length (Inch)	Belt No.	Outside Length (Inch)	Belt No.	Outside Length (Inch)	Belt No.	Outside Length (Inch)
3L 110	11.0	3L 710	71.0	4L 150	15.0	4L 750	75.0	5L 230	23.0	5L 830	83.0
3L 120	12.0	3L 720	72.0	4L 160	16.0	4L 760	76.0	5L 240	24.0	5L 840	84.0
3L 130	13.0	3L 730	73.0	4L 170	17.0	4L 770	77.0	5L 250	25.0	5L 850	85.0
3L 140	14.0	3L 740	74.0	4L 180	18.0	4L 780	78.0	5L 260	26.0	5L 860	86.0
3L 150	15.0	3L 750	75.0	4L 190	19.0	4L 790	79.0	5L 270	27.0	5L 870	87.0
3L 160	16.0	3L 760	76.0	4L 200	20.0	4L 800	80.0	5L 280	28.0	5L 880	88.0
3L 170	17.0	3L 770	77.0	4L 210	21.0	4L 810	81.0	5L 290	29.0	5L 890	89.0
3L 180	18.0			4L 220	22.0	4L 820	82.0	5L 300	30.0	5L 900	90.0
3L 190	19.0			4L 230	23.0	4L 830	83.0	5L 310	31.0	5L 910	91.0
3L 200	20.0			4L 240	24.0	4L 840	84.0	5L 320	32.0	5L 920	92.0
3L 210	21.0			4L 250	25.0	4L 850	85.0	5L 330	33.0	5L 930	93.0
3L 220	22.0			4L 260	26.0	4L 860	86.0	5L 340	34.0	5L 940	94.0
3L 230	23.0			4L 270	27.0	4L 870	87.0	5L 350	35.0	5L 950	95.0
3L 240	24.0			4L 280	28.0	4L 880	88.0	5L 360	36.0	5L 960	96.0
3L 250	25.0			4L 290	29.0	4L 890	89.0	5L 370	37.0	5L 970	97.0
3L 260	26.0			4L 300	30.0	4L 900	90.0	5L 380	38.0	5L 980	98.0
3L 270	27.0			4L 310	31.0	4L 910	91.0	5L 390	39.0	5L 990	99.0
3L 280	28.0			4L 320	32.0	4L 920	92.0	5L 400	40.0	5L 1000	100.0
3L 290	29.0			4L 330	33.0	4L 930	93.0	5L 410	41.0	5L 1010	101.0
3L 300	30.0			4L 340	34.0	4L 940	94.0	5L 420	42.0	5L 1020	102.0
3L 310	31.0			4L 350	35.0	4L 950	95.0	5L 430	43.0	5L 1030	103.0
3L 320	32.0			4L 360	36.0	4L 960	96.0	5L 440	44.0	5L 1040	104.0
3L 330	33.0			4L 370	37.0	4L 970	97.0	5L 450	45.0	5L 1050	105.0
3L 340	34.0			4L 380	38.0	4L 980	98.0	5L 460	46.0	5L 1060	106.0
3L 350	35.0			4L 390	39.0	4L 990	99.0	5L 470	47.0	5L 1070	107.0
3L 360	36.0			4L 400	40.0	4L 1000	100.0	5L 480	48.0	5L 1080	108.0
3L 370	37.0			4L 410	41.0	4L 1010	101.0	5L 490	49.0	5L 1090	109.0
3L 380	38.0			4L 420	42.0	4L 1020	102.0	5L 500	50.0	5L 1100	110.0
3L 390	39.0			4L 430	43.0	4L 1030	103.0	5L 510	51.0	5L 1110	111.0
3L 400	40.0			4L 440	44.0	4L 1040	104.0	5L 520	52.0	5L 1120	112.0
3L 410	41.0			4L 450	45.0	4L 1050	105.0	5L 530	53.0	5L 1130	113.0
3L 420	42.0			4L 460	46.0	4L 1060	106.0	5L 540	54.0	5L 1140	114.0
3L 430	43.0			4L 470	47.0	4L 1070	107.0	5L 550	55.0	5L 1150	115.0
3L 440	44.0			4L 480	48.0	4L 1080	108.0	5L 560	56.0	5L 1160	116.0
3L 450	45.0			4L 490	49.0	4L 1090	109.0	5L 570	57.0	5L 1170	117.0
3L 460	46.0			4L 500	50.0	4L 1100	110.0	5L 580	58.0	5L 1180	118.0
3L 470	47.0			4L 510	51.0	4L 1110	111.0	5L 590	59.0	5L 1190	119.0
3L 480	48.0			4L 520	52.0	4L 1120	112.0	5L 600	60.0	5L 1200	120.0
3L 490	49.0			4L 530	53.0	4L 1130	113.0	5L 610	61.0		
3L 500	50.0			4L 540	54.0	4L 1140	114.0	5L 620	62.0		
3L 510	51.0			4L 550	55.0	4L 1150	115.0	5L 630	63.0		
3L 520	52.0			4L 560	56.0	4L 1160	116.0	5L 640	64.0		
3L 530	53.0			4L 570	57.0	4L 1170	117.0	5L 650	65.0		
3L 540	54.0			4L 580	58.0	4L 1180	118.0	5L 660	66.0		
3L 550	55.0			4L 590	59.0	4L 1190	119.0	5L 670	67.0		
3L 560	56.0			4L 600	60.0	4L 1200	120.0	5L 680	68.0		
3L 570	57.0			4L 610	61.0			5L 690	69.0		
3L 580	58.0			4L 620	62.0			5L 700	70.0		
3L 590	59.0			4L 630	63.0			5L 710	71.0		
3L 600	60.0			4L 640	64.0			5L 720	72.0		
3L 610	61.0			4L 650	65.0			5L 730	73.0		
3L 620	62.0			4L 660	66.0			5L 740	74.0		
3L 630	63.0			4L 670	67.0			5L 750	75.0		
3L 640	64.0			4L 680	68.0			5L 760	76.0		
3L 650	65.0			4L 690	69.0			5L 770	77.0		
3L 660	66.0			4L 700	70.0			5L 780	78.0		
3L 670	67.0			4L 710	71.0			5L 790	79.0		
3L 680	68.0			4L 720	72.0			5L 800	80.0		
3L 690	69.0			4L 730	73.0			5L 810	81.0		
3L 700	70.0			4L 740	74.0			5L 820	82.0		

# SUPER KB



- For severe operating conditions where light duty FHP belts may stretch or pull apart due to heavy shock loads.
- Aramid fiber is used in the tensile cord for length stability.
- Provide greater horsepower than light duty FHP belts.
- Special outer covering designed for smooth clutching and backside idler applications.
- Resist temperatures extremes, high humidity, oil and cracking.

## Cross-Sectional Dimensions



## Product Code

**4L - K - 380**

Cross Section    Aramid Fiber Cord    Belt Code, 38.0 inches

3LK				4LK				5LK			
Belt No.	Outside Length (Inch)	Belt No.	Outside Length (Inch)	Belt No.	Outside Length (Inch)	Belt No.	Outside Length (Inch)	Belt No.	Outside Length (Inch)	Belt No.	Outside Length (Inch)
3LK 200	20.0	3LK 600	60.0	4LK 200	20.0	4LK 800	80.0	5LK 240	24.0	5LK 840	84.0
3LK 210	21.0	3LK 610	61.0	4LK 210	21.0	4LK 810	81.0	5LK 250	25.0	5LK 850	85.0
3LK 220	22.0	3LK 620	62.0	4LK 220	22.0	4LK 820	82.0	5LK 260	26.0	5LK 860	86.0
3LK 230	23.0	3LK 630	63.0	4LK 230	23.0	4LK 830	83.0	5LK 270	27.0	5LK 870	87.0
3LK 240	24.0	3LK 640	64.0	4LK 240	24.0	4LK 840	84.0	5LK 280	28.0	5LK 880	88.0
3LK 250	25.0	3LK 650	65.0	4LK 250	25.0	4LK 850	85.0	5LK 290	29.0	5LK 890	89.0
3LK 260	26.0	3LK 660	66.0	4LK 260	26.0	4LK 860	86.0	5LK 300	30.0	5LK 900	90.0
3LK 270	27.0	3LK 670	67.0	4LK 270	27.0	4LK 870	87.0	5LK 310	31.0	5LK 910	91.0
3LK 280	28.0	3LK 680	68.0	4LK 280	28.0	4LK 880	88.0	5LK 320	32.0	5LK 920	92.0
3LK 290	29.0	3LK 690	69.0	4LK 290	29.0	4LK 890	89.0	5LK 330	33.0	5LK 930	93.0
3LK 300	30.0	3LK 700	70.0	4LK 300	30.0	4LK 900	90.0	5LK 340	34.0	5LK 940	94.0
3LK 310	31.0	3LK 710	71.0	4LK 310	31.0	4LK 910	91.0	5LK 350	35.0	5LK 950	95.0
3LK 320	32.0	3LK 720	72.0	4LK 320	32.0	4LK 920	92.0	5LK 360	36.0	5LK 960	96.0
3LK 330	33.0	3LK 730	73.0	4LK 330	33.0	4LK 930	93.0	5LK 370	37.0	5LK 970	97.0
3LK 340	34.0	3LK 740	74.0	4LK 340	34.0	4LK 940	94.0	5LK 380	38.0	5LK 980	98.0
3LK 350	35.0	3LK 750	75.0	4LK 350	35.0	4LK 950	95.0	5LK 390	39.0	5LK 990	99.0
3LK 360	36.0	3LK 760	76.0	4LK 360	36.0	4LK 960	96.0	5LK 400	40.0	5LK 1000	100.0
3LK 370	37.0	3LK 770	77.0	4LK 370	37.0	4LK 970	97.0	5LK 410	41.0	5LK 1010	101.0
3LK 380	38.0			4LK 380	38.0	4LK 980	98.0	5LK 420	42.0	5LK 1020	102.0
3LK 390	39.0			4LK 390	39.0	4LK 990	99.0	5LK 430	43.0	5LK 1030	103.0
3LK 400	40.0			4LK 400	40.0	4LK 1000	100.0	5LK 440	44.0	5LK 1040	104.0
3LK 410	41.0			4LK 410	41.0	4LK 1010	101.0	5LK 450	45.0	5LK 1050	105.0
3LK 420	42.0			4LK 420	42.0	4LK 1020	102.0	5LK 460	46.0	5LK 1060	106.0
3LK 430	43.0			4LK 430	43.0	4LK 1030	103.0	5LK 470	47.0	5LK 1070	107.0
3LK 440	44.0			4LK 440	44.0	4LK 1040	104.0	5LK 480	48.0	5LK 1080	108.0
3LK 450	45.0			4LK 450	45.0	4LK 1050	105.0	5LK 490	49.0	5LK 1090	109.0
3LK 460	46.0			4LK 460	46.0	4LK 1060	106.0	5LK 500	50.0	5LK 1100	110.0
3LK 470	47.0			4LK 470	47.0	4LK 1070	107.0	5LK 510	51.0	5LK 1110	111.0
3LK 480	48.0			4LK 480	48.0	4LK 1080	108.0	5LK 520	52.0	5LK 1120	112.0
3LK 490	49.0			4LK 490	49.0	4LK 1090	109.0	5LK 530	53.0	5LK 1130	113.0
3LK 500	50.0			4LK 500	50.0	4LK 1100	110.0	5LK 540	54.0	5LK 1140	114.0
3LK 510	51.0			4LK 510	51.0	4LK 1110	111.0	5LK 550	55.0	5LK 1150	115.0
3LK 520	52.0			4LK 520	52.0	4LK 1120	112.0	5LK 560	56.0	5LK 1160	116.0
3LK 530	53.0			4LK 530	53.0	4LK 1130	113.0	5LK 570	57.0	5LK 1170	117.0
3LK 540	54.0			4LK 540	54.0	4LK 1140	114.0	5LK 580	58.0	5LK 1180	118.0
3LK 550	55.0			4LK 550	55.0	4LK 1150	115.0	5LK 590	59.0	5LK 1190	119.0
3LK 560	56.0			4LK 560	56.0	4LK 1160	116.0	5LK 600	60.0	5LK 1200	120.0
3LK 570	57.0			4LK 570	57.0	4LK 1170	117.0	5LK 610	61.0		
3LK 580	58.0			4LK 580	58.0	4LK 1180	118.0	5LK 620	62.0		
3LK 590	59.0			4LK 590	59.0	4LK 1190	119.0	5LK 630	63.0		
				4LK 600	60.0	4LK 1200	120.0	5LK 640	64.0		
				4LK 610	61.0			5LK 650	65.0		
				4LK 620	62.0			5LK 660	66.0		
				4LK 630	63.0			5LK 670	67.0		
				4LK 640	64.0			5LK 680	68.0		
				4LK 650	65.0			5LK 690	69.0		
				4LK 660	66.0			5LK 700	70.0		
				4LK 670	67.0			5LK 710	71.0		
				4LK 680	68.0			5LK 720	72.0		
				4LK 690	69.0			5LK 730	73.0		
				4LK 700	70.0			5LK 740	74.0		
				4LK 710	71.0			5LK 750	75.0		
				4LK 720	72.0			5LK 760	76.0		
				4LK 730	73.0			5LK 770	77.0		
				4LK 740	74.0			5LK 780	78.0		
				4LK 750	75.0			5LK 790	79.0		
				4LK 760	76.0			5LK 800	80.0		
				4LK 770	77.0			5LK 810	81.0		
				4LK 780	78.0			5LK 820	82.0		
				4LK 790	79.0			5LK 830	83.0		



# Hexagonal V-belt



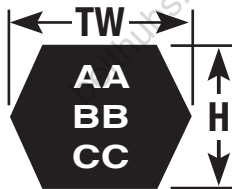
- For drives where power must be transmitted by both the top and bottom of the belt.
- Belts flex equally well in both directions for positive pulley contact.
- Good for serpentine or reverse bend drives.
- Oil and heat resistant, static conductive.

**Product Code**

**AA - 105**

Double Angle A Section

Belt Code, 105 inches



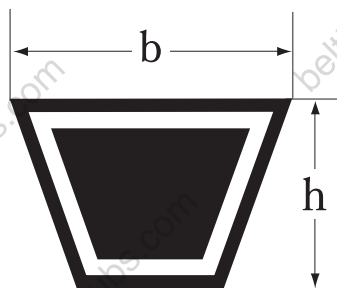

	TW	H
AA	1/2 in - 12.7 mm	13/32 in - 10.2 mm
BB	21/32 in - 16.7 mm	17/32 in - 13.4 mm
CC	7/8 in - 22.2 mm	11/16 in - 17.4 mm

AA				BB				CC			
Belt No.	Outside Length (Inch)	Belt No.	Outside Length (Inch)	Belt No.	Outside Length (Inch)	Belt No.	Outside Length (Inch)	Belt No.	Outside Length (Inch)	Belt No.	Outside Length (Inch)
AA 51	54.4	AA 92	95.4	BB 43	47.6	BB 155	159.6	CC 75	81.4	CC 162	168.4
AA 55	58.4	AA 96	99.4	BB 45	49.6	BB 157	161.6	CC 81	87.4	CC 173	179.4
AA 60	63.4	AA 105	108.4	BB 51	55.6	BB 158	162.6	CC 85	91.4	CC 180	186.4
AA 62	65.4	AA 107	110.4	BB 53	57.6	BB 162	166.6	CC 90	96.4	CC 195	201.4
AA 64	67.4	AA 112	115.4	BB 54	58.6	BB 168	172.6	CC 96	102.4	CC 210	216.4
AA 66	69.4	AA 120	123.4	BB 55	59.6	BB 169	173.6	CC 105	111.4	CC 221	227.4
AA 68	71.4	AA 128	131.4	BB 60	64.6	BB 173	177.6	CC 112	118.4	CC 225	229.4
AA 70	73.4			BB 68	72.6	BB 180	184.6	CC 119	125.4	CC 240	244.4
AA 73	76.4			BB 71	75.6	BB 182	186.6	CC 120	126.4	CC 255	259.4
AA 75	78.4			BB 72	76.6	BB 190	194.6	CC 125	131.4	CC 270	274.4
AA 78	81.4			BB 73	77.6	BB 195	199.6	CC 128	134.4	CC 300	304.4
AA 80	83.4			BB 74	78.6	BB 210	214.6	CC 136	142.4	CC 330	334.4
AA 84	87.4			BB 75	79.6	BB 225	228.1	CC 144	150.4	CC 360	364.4
AA 85	88.4			BB 76	80.6	BB 226	229.1	CC 148	154.4	CC 390	394.4
AA 90	93.4			BB 77	81.6	BB 228	231.1	CC 158	164.4	CC 420	424.4
				BB 78	82.6	BB 230	233.1				
				BB 81	85.6	BB 240	243.1				
				BB 83	87.6	BB 255	258.1				
				BB 85	89.6	BB 267	270.1				
				BB 90	94.6	BB 270	273.1				
				BB 92	96.6	BB 273	276.1				
				BB 93	97.6	BB 277	280.1				
				BB 94	98.6	BB 278	281.1				
				BB 95	99.6	BB 285	288.1				
				BB 96	100.6	BB 300	303.1				
				BB 97	101.6	BB 330	333.1				
				BB 103	107.6						
				BB 105	109.6						
				BB 107	111.6						
				BB 108	112.6						
				BB 111	115.6						
				BB 112	116.6						
				BB 116	120.6						
				BB 117	121.6						
				BB 118	122.6						
				BB 119	123.6						
				BB 120	124.6						
				BB 123	127.6						
				BB 124	128.6						
				BB 128	132.6						
				BB 129	133.6						
				BB 130	134.6						
				BB 136	140.6						
				BB 140	144.6						
				BB 144	148.6						


# Perforated V-Rope

Perforated V-Rope is characterized by spaced perforations to accommodate splicing.

- It uses a metal fastener (ordered separately) to create a specific length for your individual application.
- With a high-strength multi-fiber fabric that has a high resistance to oil, heat, and abrasion, Quick-Set Perforated V-Rope provides long durability and corrosion-resistance.
- These belts are recommended for temporary use when the existing V-belt must be replaced urgently.




Section	M	A	B	C
Belt width b (in)	0.39	0.50	0.66	0.88
Belt height h (in)	0.22	0.31	0.41	0.53
Belt angle (°)	40	40	40	40
Length per roll (ft.)	328	328	328	328
Hole diameter (in)	0.08	0.10	0.12	0.16
Hole pitch (in)	0.20	0.31	0.35	0.43



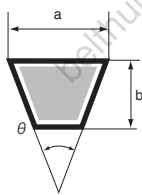
Product Code	Roll Length (ft)	Fastener Code	Fasteners per package
QM-3/8	328	QMF	10
QA-1/2	328	QAF	10
QB-21/32	328	QBF	10
QC-7/8	328	QCF	10

# SUPER VS (Variable Speed Belt)

Changes in speed can be accurately, smoothly and quietly transmitted from low to high speed.  
 High precision and transmission efficiency as well as excellent durability.  
 Almost no elongation. Excellent oil, heat and lateral pressure resistance.  
 Specially for high performance and high quality transmission systems.



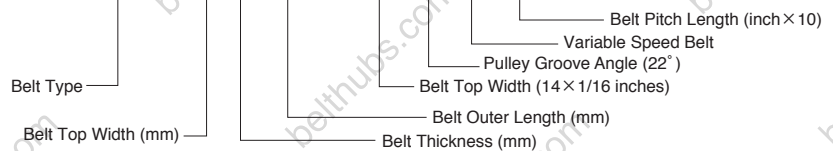
## Cross-Sectional Dimensions



a(mm)	b(mm)	θ°
30	10	24
37	12	24
12	5	24
16	6	24
22	8	24
10	5	24
12	6	24
16	8	24
20	10	24
20	12	24

## Product Code

**SUPER VS 22-8-700 = 14 22 V 270**



## Standard Belt Sizes

ISO Code	RMA Code
30-10-668	1922V256
30-10-723	1922V277
30-10-733	1922V282
30-10-773	1922V298
30-10-783	1922V302
30-10-813	1922V313
30-10-813	1922V314
30-10-838	1922V321
30-10-863	1922V332
30-10-878	1922V338
30-10-943	1922V363
30-10-988	1922V381
30-10-998	1922V386
30-10-1043	1922V403
30-10-1078	1922V417
30-10-1098	1922V426
30-10-1143	1922V443
30-10-1173	1922V454
30-10-1188	1922V460
30-10-1248	1922V484
30-10-1353	1922V526
30-10-1398	1922V544
30-10-1553	1922V604
30-10-1618	1922V630
30-10-1663	1922V646
30-10-1708	1922V666
30-10-1758	1922V686
30-10-1813	1922V706
30-10-1848	1922V721
30-10-1863	1922V726
30-10-1928	1922V751
30-10-1938	1922V756
30-10-2068	1922V806
30-10-2168	1922V846

ISO Code	RMA Code
37-12-855	2322V329
37-12-945	2322V364
37-12-995	2322V384
37-12-1030	2322V396
37-12-1090	2322V421
37-12-1120	2322V434
37-12-1140	2322V441
37-12-1190	2322V461
37-12-1240	2322V481
37-12-1255	2322V486
37-12-1345	2322V521
37-12-1395	2322V541
37-12-1545	2322V601
37-12-1595	2322V621
37-12-1700	2322V661
37-12-1750	2322V681
37-12-1800	2322V701
37-12-1850	2322V721
37-12-2055	2322V801
37-12-2120	2322V826
37-12-2170	2322V846
37-12-2270	2322V886
37-12-2360	2322V921
12-5-451	7.522V173
12-5-501	7.522V193
12-5-551	7.522V212
12-5-571	7.522V220
16-6-513	1022V196
16-6-548	1022V216
16-6-573	1022V220
16-6-578	1022V223
16-6-628	1022V247

ISO Code	RMA Code
22-8-615	1422V235
22-8-625	1422V240
22-8-648	1422V250
22-8-700	1422V270
22-8-755	1422V290
22-8-780	1422V300
22-8-855	1422V330
22-8-880	1422V340
22-8-930	1422V360
22-8-1030	1422V400
22-8-1085	1422V420
22-8-1135	1422V440
22-8-1185	1422V460
22-8-1200	1422V466
22-8-1210	1422V470
22-8-1235	1422V480
22-8-1390	1422V540
22-8-1540	1422V600
22-8-1690	1422V660
22-8-1845	1422V720
22-8-1995	1422V780

ISO Code
10-5-450*
10-5-475*
10-5-500*
10-5-525*
10-5-550*
10-5-575*
10-5-600*
10-5-625*
10-5-650*
10-5-675*
10-5-700*
10-5-725*
10-5-750*
12-6-500*
12-6-525*
12-6-550*
12-6-575*
12-6-600*
12-6-625*
12-6-650*
12-6-675*
12-6-700*
12-6-725*
12-6-750*
12-6-775*
12-6-800*
12-6-825*
12-6-850*
12-6-875*
12-6-900*
12-6-925*
12-6-950*
12-6-975*
12-6-1000*

ISO Code
16-8-600*
16-8-625*
16-8-650*
16-8-675*
16-8-700*
16-8-725*
16-8-750*
16-8-775*
16-8-800*
16-8-825*
16-8-850*
16-8-875*
16-8-900*
16-8-925*
16-8-950*
16-8-975*
16-8-1000*
20-10-750*
20-10-800*
20-10-850*
20-10-900*
20-10-950*
20-10-1000*
20-10-1050*
20-10-1100*
20-10-1150*
20-10-1200*
20-10-1250*
20-10-1300*
20-10-1350*
20-10-1400*
20-10-1450*
20-10-1500*
20-10-1550*

ISO Code
20-10-1600*
20-10-1650*
20-10-1700*
20-10-1750*
20-10-1800*
20-10-1850*
20-10-1900*
20-10-1950*
20-10-2000*
20-12-750*
20-12-800*
20-12-850*
20-12-900*
20-12-950*
20-12-1000*
20-12-1050*
20-12-1100*
20-12-1150*
20-12-1200*
20-12-1250*
20-12-1300*
20-12-1350*
20-12-1400*
20-12-1450*
20-12-1500*
20-12-1550*
20-12-1600*
20-12-1650*
20-12-1700*
20-12-1750*
20-12-1800*
20-12-1850*
20-12-1900*
20-12-1950*
20-12-2000*


Note 1) \* = only in ISO Code.

Note 2) Please contact us for sizes beyond the standard size.

# RIBSTAR G (Rubber V-ribbed Belt)

This belt combines the characteristics of the V-belt's high power transmission capability and the Flat Belt flexibility.

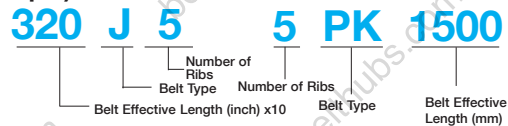
- High-efficient operation at high speed.
- It can be used on a small diameter pulley because of its high flexibility.
- Excellent heat resistance and abrasion resistance.
- Compact design application.
- Low belt vibration.



## Product Code

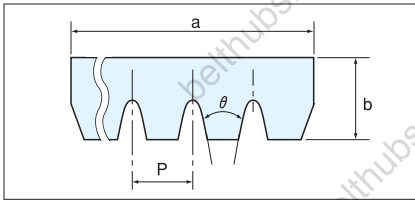
(Example)

PK type : metric system



\* Effective Length : The effective outer perimeter

## Cross-Sectional Dimensions



Sign	Belt Type	J	PK	L
a (mm)		2.34×N	3.56×N	4.70×N
b (mm)		3.80	5.00	7.50
P (mm)		2.34	3.56	4.70
θ (°)		40	40	40

\* N: Number of ribs

## Standard Sizes for Industrial RIBSTAR Belt

J				PK				L			
Product Code	Effective Length (mm)	Product Code	Effective Length (mm)	Product Code	Effective Length (mm)	Product Code	Effective Length (mm)	Product Code	Effective Length (mm)	Product Code	Effective Length (mm)
180J	457	440J	1,118	PK600	600	PK1250	1,250	345L	876	580L	1,473
190J	483	445J	1,130	PK615	615	PK1280	1,280	350L	889	590L	1,499
200J	508	450J	1,143	PK630	630	PK1320	1,320	355L	902	600L	1,524
210J	533	460J	1,168	PK650	650	PK1360	1,360	360L	914	615L	1,562
220J	559	470J	1,194	PK690	690	PK1400	1,400	370L	940	635L	1,613
235J	597	480J	1,219	PK710	710	PK1450	1,450	375L	953	650L	1,651
240J	610	490J	1,245	PK730	730	PK1500	1,500	380L	965	655L	1,664
245J	622	500J	1,270	PK750	750	PK1550	1,550	385L	978	675L	1,715
250J	635	510J	1,295	PK775	775	PK1600	1,600	390L	991	680L	1,727
260J	660	520J	1,321	PK800	800	PK1650	1,650	395L	1,003	690L	1,753
270J	686	525J	1,334	PK825	825	PK1700	1,700	400L	1,016	695L	1,765
280J	711	530J	1,346	PK850	850	PK1750	1,750	405L	1,029	725L	1,842
285J	724	540J	1,372	PK875	875	PK1800	1,800	410L	1,041	750L	1,905
290J	737	550J	1,397	PK900	900	PK1850	1,850	415L	1,054	765L	1,943
300J	762	560J	1,422	PK925	925	PK1900	1,900	420L	1,067	770L	1,956
310J	787	580J	1,473	PK950	950	PK1950	1,950	425L	1,080	780L	1,981
315J	800	590J	1,499	PK975	975	PK2000	2,000	430L	1,092	815L	2,070
320J	813	600J	1,524	PK1000	1,000	PK2120	2,120	450L	1,143	835L	2,121
330J	838	610J	1,549	PK1030	1,030	PK2240	2,240	460L	1,168	845L	2,146
340J	864	620J	1,575	PK1060	1,060	PK2360	2,360	470L	1,194	865L	2,197
345J	876	630J	1,600	PK1090	1,090	PK2500	2,500	480L	1,219	880L	2,235
350J	889	650J	1,651	PK1120	1,120	PK2650	2,650	500L	1,270	915L	2,324
360J	914	660J	1,675	PK1150	1,150	PK2800	2,800	510L	1,295	930L	2,362
370J	940	665J	1,689	PK1180	1,180	PK3000	3,000	520L	1,321	975L	2,477
375J	953	690J	1,753	PK1220	1,220			540L	1,372	990L	2,515
380J	965	700J	1,778					550L	1,397	1065L	2,705
390J	991	730J	1,854					560L	1,422	1120L	2,845
400J	1,016	750J	1,905					565L	1,435	1150L	2,921
410J	1,041	760J	1,930					570L	1,448		
415J	1,054	770J	1,956								
420J	1,067	780J	1,981								
425J	1,080	820J	2,083								
430J	1,092	890J	2,260								
435J	1,105	900J	2,286								

● Many more sizes are available for PK type. Please contact us for sizes beyond the standard size.

# RIBSTAR U (Polyurethane V-ribbed Belt)

This polyurethane belt combines the characteristics of both V-belt and Flat Belt.

- Usable on small diameter pulleys (minimum  $\phi$  20mm) because of its high flexibility with nylon cord.
- Excellent flex fatigue resistance.
- Smooth revolution with little vibration.
- Withstands high-speed operation.
- Excellent abrasion, oil and ozone resistance.

Product Code

(Example)

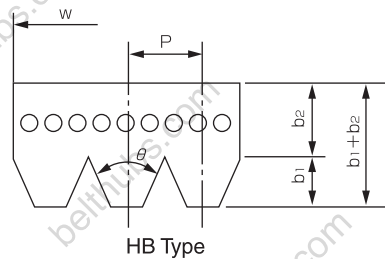
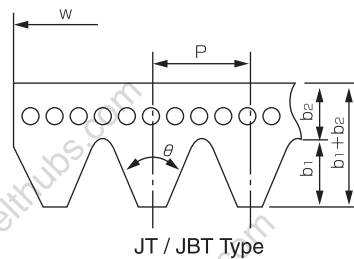
**180 - JBT - 4**

Belt Length : Pitch Length (inch) x 10  
 Belt Type  
 Number of Ribs (4 ribs)

## Cross Sectional Dimensions

Sectional Size	Belt Type	JT	JBT	HB
Rib Pitch	P (mm)	2.34	2.40	1.6
Rib Angle	$\theta$ (degree)	40	40	40
Rib Height	$b_1$ (mm)	1.8	1.8	1.0
Rib Bottom Thickness	$b_2$ (mm)	1.7	1.7	1.5
Total Thickness	$b_1 + b_2$ (mm)	3.5	3.5	2.5
Belt Width	w (mm)	$2.34 \times N$	$2.40 \times N$	$1.6 \times N$

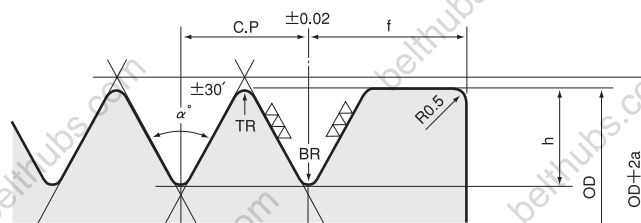
N: Number of ribs



## Standard Belt Sizes for JBT Type

No. of Ribs	Product Code	Pitch Length(mm)	Product Code	Pitch Length(mm)	Product Code	Pitch Length(mm)	Product Code	Pitch Length(mm)
3 Ribs	82	208	100	254	135	343	229	582
	84	213	102	259	175	445	235	597
4 Ribs	87	221	116	295	179	455	245	622
	89	226	123	312	180	457	247	627
6 Ribs	90	229	125	318	212	538	337	856
	97	246	130	330	226	573		

## Form and Structure of Pulley Groove



## Groove Dimensions for RIBSTAR Pulley

(Unit: mm)

Belt Type	C . P	h	$\alpha$ (°)	TR min	BR	2a	f
JT	2.34	2.25	40	0.2	0.3	0.76	3.5
JBT	2.40	2.34	40	0.2	0.3	0.76	3.5
HB	1.6	1.52	40	0.15	0.2	0.51	1.9


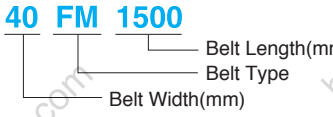


Pulley Width = (groove number -1) x rib pitch + (f x 2)

# FLEXSTAR Belt

Large power transmission enables compact design application and cost reduction.

- Smooth and quiet operation with low vibration. Withstands operation at a maximum speed of 60m/sec
- Excellent heat resistance, oil resistance and antistatic properties
- Almost no need for re-tension with low elongation

## Cross-Sectional Dimensions & Product Code

Belt Type	Thickness (mm)	Standard Belt Width (mm)	Product Code
FL	 1.5	10, 15, 20, 25, 30, 35, 40, 50	<b>Example</b> <b>40 FM 1500</b> 
FM	 2.5	20, 30, 40, 50, 60, 80, 100	
FH	 3.5	50, 75, 100, 125, 150, 175, 200	

● In addition, a belt known as FLEG for transportation is also available. Belt thickness of FLEG is 1.3mm.

## Standard Belt Sizes

Belt Length (mm)	FL	FM	FH	Belt Length (mm)	FL	FM	FH	Belt Length (mm)	FL	FM	FH	Belt Length (mm)	FL	FM	FH
200	○			560	○	○		1000	○	○	○	1800	○	○	○
224	○			600	○	○		1060	○	○	○	1900	○	○	○
250	○			630	○	○		1120	○	○	○	2000	○	○	○
280	○			670	○	○		1180	○	○	○	2240		○	○
315	○			710	○	○		1250	○	○	○	2500		○	○
355	○			750	○	○		1320	○	○	○	2800		○	○
400	○			800	○	○	○	1400	○	○	○	3150		○	○
450	○			850	○	○	○	1500	○	○	○	3550		○	○
500	○	○		900	○	○	○	1600	○	○	○	4000		○	○
530	○	○		950	○	○	○	1700	○	○	○				

## Applications

General Industrial Machinery	Machine Tool	Woodworks Machinery	Textile Machine	Paper Manufacturing Machinery	Electric Equipment	Other kinds of machinery
Various fans Blower Various pumps Compression machine Pulverizer Compressor Mixer Centrifuge Various press Mill	Lathe NC lathe Milling machine Grinder Various polishing machines Slotter Planer Hobbing machine Drilling machine Boring machine Shaver Shirring machine Power press Friction press	Router machine Bandsaw Chipper	Winder Draw texturizing machine Assemble winder Yarn twisting machine Twister Various spinning and weaving machines	Paper machine Rotary paper machine Holding feeder Packing sorting machine Paper tube machine	Generator Computer Power planer Auto dryer	Grinding mill Printing machine Precision equipment Leisure facilities Chemical equipment Automatic vending machine Money changing machine Copier Paper feeder Ticketing machine

# FLEXSTAR Belt J



FLEXSTAR Belt J is a thin, flexible and seamless high-precision flat belt, developed specially for conveyance of tickets, plastic cards, paper money, coins and etc.

- Good running stability
- Reliable conveyance
- Excellent abrasion resistance and adaptability
- Maintenance-free

## Product Code

(Example)

**10 - JLB - 500 - 1.0**

Belt Width (mm)

Belt Type

Belt Length (mm)

Belt Thickness (mm)

## Product Lineup

Model	Spec	Application	Standard Belt Sizes *			Tension Member Material	Rubber Material	Fabric Material	Surface Condition		Min. Pulley Diameter (mm)	Tensile Strength [N/10mm Width]	Elongation at break [%]
			Belt Width Range (mm)	Belt Thickness (mm)	Belt Length Range (mm)				Outer	Inner			
Ultra High Modulus Model	J8GA	Light-duty power transmission, Ticket/Card/Paper conveyance	3~100	0.65 / 0.85	155~2000	Glass	CR	Nylon	Abrasive	Fabric	10	≧ 1300	4.5 ≧
	J8GE	Light-duty power transmission, Ticket/Card/Paper conveyance	3~100	0.65 / 0.85	155~2000	Glass	EPDM	Nylon	Abrasive	Fabric	10	≧ 1300	4.5 ≧
	J8GD	Light-duty power transmission	3~100	1.3	155~2000	Glass	CR	Nylon	Rubber Soaked	Glossy	10	≧ 1300	4.5 ≧
	J8GC1	Ceramic chip conveyance	3~100	0.70	155~2000	Glass	H-NBR	Nylon	Fabric	Rubber Soaked	10	≧ 1300	4.5 ≧
	J8GC2	Ceramic chip conveyance	3~100	0.62	155~2000	Glass	H-NBR	Nylon	Fabric	Rubber Soaked	10	≧ 1300	4.5 ≧
	J8GC5	Ceramic chip conveyance	3~100	0.57	155~2000	Glass	CR	Nylon	Fabric	Rubber Soaked	10	≧ 1300	4.5 ≧
High Modulus Model	J8H	Light-duty power transmission, Ticket/Card/Paper conveyance	3~30	0.65 / 1.00	100~3000	Polyester	H-NBR	-	Abrasive	Glossy	10	≧ 450	10 ± 3
	J8HB	Light-duty power transmission, Ticket/Card/Paper conveyance	3~30	0.65 / 1.00	100~1000	Polyester	H-NBR	-	Abrasive	Glossy	10	≧ 450	10 ± 3
	J6H	Light-duty power transmission, Ticket/Card/Paper conveyance	6~30	0.65 / 1.00	100~3000	Polyester	H-NBR	-	Abrasive	Glossy	10	≧ 300	10 ± 3
	J6HB	Light-duty power transmission, Ticket/Card/Paper conveyance	6~30	0.65 / 1.00	100~1000	Polyester	H-NBR	-	Abrasive	Glossy	10	≧ 300	10 ± 3
	J3H	Light-duty power transmission, Ticket/Card/Paper conveyance	8~30	0.65 / 1.00	100~3000	Polyester	H-NBR	-	Abrasive	Glossy	10	≧ 150	10 ± 3
	J3HB	Light-duty power transmission, Ticket/Card/Paper conveyance	8~30	0.65 / 1.00	100~1000	Polyester	H-NBR	-	Abrasive	Glossy	10	≧ 150	10 ± 3
Low Modulus Model	JL	Ticket/Card/Paper conveyance	5~30	0.7 / 1.0	60~2500	Nylon	H-NBR	-	Abrasive	Glossy	8	≧ 150 (1.0mm thickness)	400 ± 100
	JL3	Ticket/Card/Paper conveyance	8~40	0.65 / 0.80 / 1.00 / 2.00	60~798	Polyester	H-NBR	-	Abrasive	Glossy	8	≧ 120 (1.0mm thickness)	200 ± 100
	JLB	Ticket/Card/Paper conveyance	5~30	0.7 / 1.0	60~2500	Nylon	H-NBR	-	Glossy	Abrasive	8	≧ 150 (1.0mm thickness)	400 ± 100
	JLU5	Ticket/Card/Paper conveyance	8~40	0.65 / 0.80 / 1.00 / 2.00	80~1025	Polyester	Millable Urethane	-	Glossy	Abrasive	8	≧ 70	120 ± 35
	JLU6-N	Coin conveyance	8~40	0.82 / 1.00 / 2.00	100~776	Polyester	Millable Urethane	-	Pattern Molded	Abrasive	8	170	130 ± 25
	JLU6-D	Coin conveyance	8~40	0.82 / 1.00 / 2.00	247~775	Polyester	Millable Urethane	-	Pattern Molded	Glossy	8	170	130 ± 25
All Rubber Model	JN	Ticket/Card/Paper/Coin conveyance	4~30	1.0 / 2.0 / 3.0 / 4.0	60~1200	-	H-NBR	-	Abrasive	Glossy	8	≧ 48 (1.0mm thickness)	435 ± 50

\* Contact us for non-standard size.

Values in above table are nominal values, only for reference.



# POLYMAX

This is a wide-angle belt with an angle of approx. 60°.

- High-speed power transmission with low vibration
- Compact design and cost efficient
- Maintenance-free and stretch resistance
- Excellent weather resistance
- MATCHED SET is available for both single and MULTI belts.  
Ask for MATCHED SET to improve the performance of multi set system.

## Cross Sectional Dimensions & Product Code

### POLYMAX Belt

Type	3M	5M	7M	11M
	2.8×2.0mm	4.5×3.4mm	7.5×5.5mm	11×7mm
Dimensions (a x b)				
Product Code				

### Multi-POLYMAX Belt

No. of Ribs	2			3		
Belt Type	5M	7M	11M	5M	7M	11M
a	9.8	15.6	24.4	15.1	24.1	37.6
b	3.4	5.3	7.0	3.4	5.3	7.0
P	5.3	8.5	13.2	5.3	8.5	13.2
Dimensions						
Product Code						

## Standard Belt Sizes

3M		5M		7M		11M	
3M180	3M425	5M280	* 5M 670	* 7M 500	* 7M1180	* 11M 710	* 11M1700
3M185	3M437	5M290	* 5M 690	* 7M 515	* 7M1220	* 11M 730	* 11M1750
3M190	3M450	5M300	* 5M 710	* 7M 530	* 7M1250	* 11M 750	* 11M1800
3M195	3M462	5M307	* 5M 730	* 7M 545	* 7M1280	* 11M 775	* 11M1850
3M200	3M475	5M315	* 5M 750	* 7M 560	* 7M1320	* 11M 800	* 11M1900
3M206	3M487	5M325	* 5M 775	* 7M 580	* 7M1360	* 11M 825	* 11M1950
3M212	3M500	5M335	* 5M 800	* 7M 600	* 7M1400	* 11M 850	* 11M2000
3M218	3M515	5M345	* 5M 805	* 7M 615	* 7M1450	* 11M 875	* 11M2060
3M224	3M530	5M355	* 5M 825	* 7M 630	* 7M1500	* 11M 900	* 11M2120
3M230	3M545	5M365	* 5M 850	* 7M 650	* 7M1550	* 11M 925	* 11M2180
3M236	3M560	5M375	* 5M 875	* 7M 670	* 7M1600	* 11M 950	* 11M2240
3M243	3M580	5M387	* 5M 900	* 7M 690	* 7M1650	* 11M 975	* 11M2300
3M250	3M600	5M400	* 5M 925	* 7M 710	* 7M1700	* 11M1000	
3M258	3M615	5M412	* 5M 950	* 7M 730	* 7M1750	* 11M1030	
3M265	3M630	5M425	* 5M 975	* 7M 750	* 7M1800	* 11M1060	
3M272	3M650	5M437	* 5M1000	* 7M 775	* 7M1850	* 11M1090	
3M280	3M670	5M450	* 5M1030	* 7M 800	* 7M1900	* 11M1120	
3M290	3M690	5M462	* 5M1060	* 7M 825	* 7M1950	* 11M1150	
3M300	3M710	5M475	* 5M1090	* 7M 850	* 7M2000	* 11M1180	
3M307	3M730	5M487	* 5M1120	* 7M 875	* 7M2060	* 11M1220	
3M315	3M750	* 5M500	* 5M1150	* 7M 900	* 7M2120	* 11M1250	
3M325		* 5M515	* 5M1180	* 7M 925	* 7M2180	* 11M1280	
3M335		* 5M530	* 5M1220	* 7M 950	* 7M2240	* 11M1320	
3M345		* 5M545	* 5M1250	* 7M 975	* 7M2300	* 11M1360	
3M355		* 5M560	* 5M1280	* 7M1000		* 11M1400	
3M365		* 5M580	* 5M1320	* 7M1030		* 11M1450	
3M375		* 5M600	* 5M1360	* 7M1060		* 11M1500	
3M387		* 5M615	* 5M1400	* 7M1090		* 11M1550	
3M400		* 5M630	* 5M1450	* 7M1120		* 11M1600	
3M412		* 5M650	* 5M1500	* 7M1150		* 11M1650	
			* 5M1550				
			* 5M1600				
			* 5M1650				
			* 5M1700				
			* 5M1750				
			* 5M1800				
			* 5M1850				
			* 5M1900				
			* 5M1950				
			* 5M2000				
			* 5M2060				
			* 5M2120				
			* 5M2180				
			* 5M2240				
			* 5M2300				
			* 5M2360				
			* 5M2420				
			* 5M2480				
			* 5M2540				
			* 5M2600				
			* 5M2660				
			* 5M2720				
			* 5M2780				
			* 5M2840				
			* 5M2900				
			* 5M2960				
			* 5M3020				
			* 5M3080				
			* 5M3140				
			* 5M3200				
			* 5M3260				
			* 5M3320				
			* 5M3380				
			* 5M3440				
			* 5M3500				
			* 5M3560				
			* 5M3620				
			* 5M3680				
			* 5M3740				
			* 5M3800				
			* 5M3860				
			* 5M3920				
			* 5M3980				
			* 5M4040				
			* 5M4100				
			* 5M4160				
			* 5M4220				
			* 5M4280				
			* 5M4340				
			* 5M4400				
			* 5M4460				
			* 5M4520				
			* 5M4580				
			* 5M4640				
			* 5M4700				
			* 5M4760				
			* 5M4820				
			* 5M4880				
			* 5M4940				
			* 5M5000				
			* 5M5060				
			* 5M5120				
			* 5M5180				
			* 5M5240				
			* 5M5300				
			* 5M5360				
			* 5M5420				
			* 5M5480				
			* 5M5540				
			* 5M5600				
			* 5M5660				
			* 5M5720				
			* 5M5780				
			* 5M5840				
			* 5M5900				
			* 5M5960				
			* 5M6020				
			* 5M6080				
			* 5M6140				
			* 5M6200				
			* 5M6260				
			* 5M6320				
			* 5M6380				
			* 5M6440				
			* 5M6500				
			* 5M6560				
			* 5M6620				
			* 5M6680				
			* 5M6740				
			* 5M6800				
			* 5M6860				
			* 5M6920				
			* 5M6980				
			* 5M7040				
			* 5M7100				
			* 5M7160				
			* 5M7220				
			* 5M7280				
			* 5M7340				
			* 5M7400				
			* 5M7460				
			* 5M7520				
			* 5M7580				
			* 5M7640				
			* 5M7700				
			* 5M7760				
			* 5M7820				
			* 5M7880				
			* 5M7940				
			* 5M8000				
			* 5M8060				
			* 5M8120				
			* 5M8180				
			* 5M8240				
			* 5M8300				
			* 5M8360				
			* 5M8420				
			* 5M8480				
			* 5M8540				
			* 5M8600				
			* 5M8660				
			* 5M8720				
			* 5M8780				
			* 5M8840				
			* 5M8900				
			* 5M8960				
			* 5M9020				
			* 5M9080				
			* 5M9140				
			* 5M9200				
			* 5M9260				
			* 5M9320				
			* 5M9380				
			* 5M9440				
			* 5M9500				
			* 5M9560				
			* 5M9620				
			* 5M9680				
			* 5M9740				
			* 5M9800				
			* 5M9860				
			* 5M9920				
			* 5M9980				
			* 5M10040				
			* 5M10080				
			* 5M10120				
			* 5M10160				
			* 5M10200				
			* 5M10240				
			* 5M10280				
			* 5M10320				
			* 5M10360				
			* 5M10400				
			* 5M10440				
			* 5M10480				
			* 5M10520				
			* 5M10560				
			* 5M10600				
			* 5M10640				
			* 5M10680				
			* 5M10720				
			* 5M10760				
			* 5M10800				
			* 5M10840				
			* 5M10880				
			* 5M10920				
			* 5M10960				
			* 5M11000				
			* 5M11040				
			* 5M11080				
			* 5M11120				
			* 5M11160				
			* 5M11200				
			* 5M11240				
			* 5M11280				
			* 5M11320				
			* 5M11360				
			* 5M11400				
			* 5M11440				
			* 5M11480				
			* 5M11520				
			* 5M11560				
			* 5M11600				

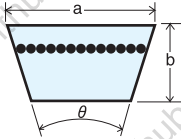



# MB Belt (Polyurethane V-belt)

A small transparent belt for light-duty power transmission

- With its high flexibility, it can be used with a small diameter pulley.
- Excellent abrasion resistance and clean operation
- Small slippage
- Excellent oil resistance

## Cross Sectional Dimensions & Product Code

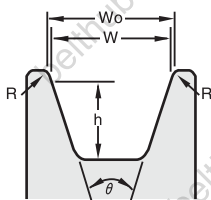
Belt Type	Single Cog	Product Code
Belt Form	MB	Example
Top Width a (mm)	6.0	
Height b (mm)	4.0	
Angle $\theta$ (°)	40	
Dimensions (a x b)		<b>MB-360</b> 

## Standard Belt Sizes

Belt Form	MB			
Belt Type	Single Cog			
a x b (mm)	6.0 x 4.0			
Belt Length	250	340	400	500
	260	345	410	510
	270	350	420	520
	280	360	430	530
	290	365	440	540
	300	370	450	550
	310	380	460	560
	315	385	470	640
	320	390	480	760
	330	395	490	

## Form & Dimensions of Pulley Grooves

Belt	MB				Wo Reference (min): mm
	Belt Height 4.0mm				
Pulley Diameter	Min. Width (W)	Min. Height (h)	$\theta$	R	
16~30mm	5.4	4.5	36°	0.8	5.6
30mm and above	5.4	4.5	38°	0.8	5.6



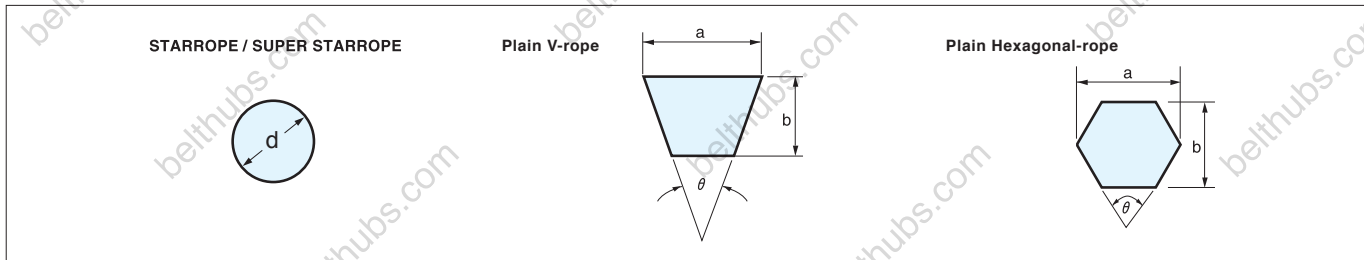
## Minimum Pulley Diameter

Belt Type	Single Cog
Minimum Pulley Diameter (mm)	18

# STARROPE / SUPER STARROPE / Plain V-rope/Plain Hexagonal-rope

Open-end type polyurethane belt.

- It is easily applicable in complex power transmission system such as multiaxial and divertible power transmission.
- Easy to join and adjust length by heat welding.
- Excellent abrasion and oil resistance



## STARROPE / SUPER STARROPE Cross Sectional Dimensions

Belt Code	φ 2	φ 3	φ 4	φ 5	φ 6	φ 7	φ 8	φ 9	φ 10	φ 12	φ 15
d (mm)	2	3	4	5	6	7	8	9	10	12	15
Length(m/roll)	200	200	200	200	100	100	100	100	100	50	50

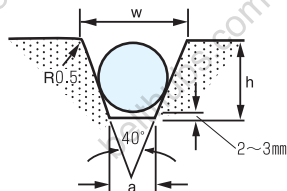
## Plain V-rope Cross Sectional Dimensions

Dimensions	Belt Type	M	A	B
a (mm)		10.0	12.5	16.5
b (mm)		5.5	8.5	10.5
θ (°)		40	40	40
Length (m/roll)		100	50	50

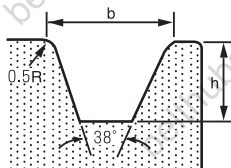
## Plain Hexagonal-rope Cross Sectional Dimensions

Dimensions	Belt Type	AA	BB
a (mm)		12.5	16.5
b (mm)		10.0	12.5
θ (°)		40	40
Length (m/roll)		50	50

## Pulley for STARROPE / SUPER STARROPE



## Pulley for Plain V-rope/Plain Hexagonal-rope



Dimensions	Belt Type	Plain V-rope			Plain Hexagonal-rope	
		M	A	B	AA	BB
b (mm)		9.7	12.3	16.3	12.3	16.3
h (mm)		9.0	12.5	15.0	12.5	15.0

● Dimensions of V pulley are specified by JIS-B1854.

## Pulley Dimensions for STARROPE / SUPER STARROPE

Dimensions	Belt Code	φ 2	φ 3	φ 4	φ 5	φ 6	φ 7	φ 8	φ 9	φ 10	φ 11	φ 12
a (mm)		0.6	0.6	0.6	1.3	2.0	2.7	3.4	4.1	4.8	6.2	8.3
w (mm)		2.9	4.3	5.7	7.1	8.6	10.0	11.4	12.9	14.3	17.1	21.4
h (mm)		3.0	5.0	7.0	8.0	9.0	10.0	11.0	12.0	13.0	15.0	18.0

## ABOUT US

Shandong BeltHubs Construction Machinery Equipment Co., Ltd. is a high-tech company that specializes in manufacturing and supplying mechanic belts. Established in 2010, the company has rapidly gained recognition as a leader in the industry, offering superior products and services to clients across China and globally.

## CONTACT US

WEB:[belthubs.com](http://belthubs.com)

TEL:+86 132 805 12520

WHATSAPP:+86 132 805 12520

EMAIL:[george@topkitparts.com](mailto:george@topkitparts.com)

ADD:1-1-401, Hailiang Mansion, Liuhan Street, High-tech Zone, Jining City, Shandong Province, China