


V-BELTS



UniMatch® Classical Multi-Plus® - A, B, C, D, E



Jason/Megadyne's Multi-Plus® V-Belts are designed to perform in tandem in multiple V-Belt drives, maintaining drive efficiency and classical belt performance. Multi-Plus® V-Belts are always matched, easy to install and maintain. Jason Multi-Plus® V-Belts come in a complete range of sizes, are anti-static and offer oil and heat resistance meeting RMA requirements.

Dual Branding - A and B section belts up to 100" are Dual Branded clearly identifying both ARPM classical and fractional horsepower (FHP) sizes allowing consolidation of your classical and FHP inventory into one belt line - saving you money! No need to carry two separate product lines. The dual part number system is more than just labeling, too. FHP & Classical belts have the same top width dimension but classical profile is deeper, allowing more belt/pulley contact and reducing sheave wear.

Dual Branding Example: A40 (4L420) B78 (5L810)

Features & Benefits

- **UniMatch® Construction** - Consistent performance in multiple V-Belt drives - ensures all belts will measure within ARPM matching standards
- **Dual Branding** - A & B sections dual-branded with classical and FHP part numbers - reduces inventory by allowing you to discontinue 4L and 5L
- **Oil & Heat Resistant** - Durability in tough environments

Construction

Compound - Natural rubber/SBR

Cord - Polyester

Cover - Cotton/polyester blend

Applications - General Industry, HVAC Equipment, Lawn & Garden, Agriculture

Engineering Standards - Conforms to ARPM standard IP 20

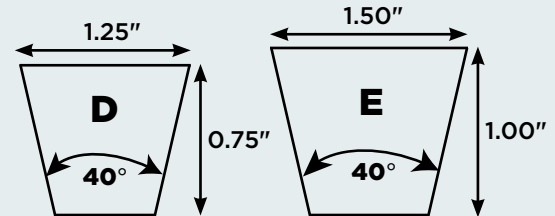
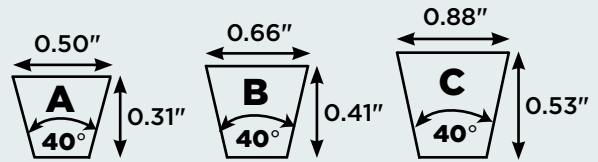
Recommended Pulleys - Use pulleys made to ARPM standards

PART NUMBER DESIGNATION

A15

A = 0.5" belt top width x 0.31" thickness

15 = Inside length in inches



"A" SECTION 0.5" TOP WIDTH x 0.31" THICKNESS x 40° ANGLE

- **Note** - For A Section, add 2 inches for outside length - Example: A15 + 2 inches = 17" approximate outside length

Belt Number	Outside Length (in.)	Approx. Weight (lbs.)	Belt Number	Outside Length (in.)	Approx. Weight (lbs.)	Belt Number	Outside Length (in.)	Approx. Weight (lbs.)	Belt Number	Outside Length (in.)	Approx. Weight (lbs.)			
A15	4L160	16.0	0.10	A46	4L480	48.0	0.30	A78	4L800	80.0	0.40	A111	113.0	0.75
A16	4L170	17.0	0.10	A47	4L490	49.0	0.30	A79	4L810	81.0	0.40	A112	114.0	0.80
A17	4L180	18.0	0.10	A48	4L500	50.0	0.30	A80	4L820	82.0	0.40	A113	115.0	0.80
A18	4L190	19.0	0.10	A49	4L510	51.0	0.30	A81	4L830	83.0	0.40	A114	116.0	0.80
A19	4L200	20.0	0.10	A50	4L520	52.0	0.30	A82	4L840	84.0	0.40	A115	117.0	0.80
A20	4L210	21.0	0.10	A51	4L530	53.0	0.30	A83	4L850	85.0	0.40	A116	118.0	0.80
A21	4L220	22.0	0.10	A52	4L540	54.0	0.30	A84	4L860	86.0	0.40	A118	120.0	0.80
A22	4L230	23.0	0.10	A53	4L550	55.0	0.30	A85	4L870	87.0	0.40	A119	121.0	0.80
A23	4L240	24.0	0.15	A54	4L560	56.0	0.30	A86	4L880	88.0	0.40	A120	122.0	0.80
A24	4L250	25.0	0.20	A55	4L570	57.0	0.30	A87	4L890	89.0	0.40	A124	126.0	0.80
A25	4L260	26.0	0.20	A56	4L580	58.0	0.30	A88	4L900	90.0	0.40	A128	130.0	0.80
A26	4L270	27.0	0.20	A57	4L590	59.0	0.30	A89	4L910	91.0	0.40	A130	132.0	0.80
A27	4L280	28.0	0.20	A58	4L600	60.0	0.30	A90	4L920	92.0	0.40	A133	135.0	0.80
A28	4L290	29.0	0.20	A59	4L610	61.0	0.30	A91	4L930	93.0	0.50	A134	136.0	0.80
A29	4L300	30.0	0.20	A60	4L620	62.0	0.30	A92	4L940	94.0	0.50	A135	137.0	0.90
A30	4L310	31.0	0.20	A61	4L630	63.0	0.30	A93	4L950	95.0	0.50	A136	138.0	0.90
A31	4L320	32.0	0.20	A62	4L640	64.0	0.30	A94	4L960	96.0	0.50	A137	139.0	0.90
A32	4L330	33.0	0.20	A63	4L650	65.0	0.30	A95	4L970	97.0	0.50	A140	142.0	0.95
A33	4L340	34.0	0.20	A64	4L660	66.0	0.30	A96	4L980	98.0	0.50	A144	146.0	1.00
A34	4L350	35.0	0.20	A65	4L670	67.0	0.30	A97	4L990	99.0	0.50	A157	159.0	1.10
A35	4L360	36.0	0.20	A66	4L680	68.0	0.40	A98	4L1000	100.0	0.50	A158	160.0	1.10
A36	4L370	37.0	0.20	A67	4L690	69.0	0.40	A99		101.0	0.50	A162	164.0	1.10
A37	4L380	38.0	0.20	A68	4L700	70.0	0.40	A100		102.0	0.50	A173	175.0	1.15
A38	4L390	39.0	0.20	A69	4L710	71.0	0.40	A101		103.0	0.50	A180	182.0	1.15
A39	4L400	40.0	0.20	A70	4L720	72.0	0.40	A103		105.0	0.50	A196	198.0	1.31
A40	4L410	41.0	0.20	A71	4L730	73.0	0.40	A104		106.0	0.50	A197	199.0	1.31
A41	4L420	42.0	0.20	A72	4L740	74.0	0.40	A105		107.0	0.50	A210	212.0	1.35
A42	4L430	43.0	0.20	A73	4L750	75.0	0.40	A106		108.0	0.55	A221	223.0	1.40
A43	4L440	44.0	0.20	A74	4L760	76.0	0.40	A107		109.0	0.57	A256	258.0	1.70
A44	4L450	45.0	0.30	A75	4L770	77.0	0.40	A108		110.0	0.60	A258	260.0	1.75
A45	4L460	46.0	0.30	A76	4L780	78.0	0.40	A109		111.0	0.65			
	4L470	47.0	0.30	A77	4L790	79.0	0.40	A110		112.0	0.70			

"B," "C," "D" and "E" Multi-Plus® Sections listed on pages 6 & 7



V-BELTS

"B" SECTION 0.66" TOP WIDTH x 0.41" THICKNESS x 40° ANGLE

● Note - For B Section, add 3 inches for outside length - Example: B20 + 3 inches = 23" approximate outside length

Belt Number	Outside Length (in.)	Approx. Weight (lbs.)	Belt Number	Outside Length (in.)	Approx. Weight (lbs.)	Belt Number	Outside Length (in.)	Approx. Weight (lbs.)	Belt Number	Outside Length (in.)	Approx. Weight (lbs.)		
B20	5L220	22.0	0.40	B63	5L660	66.0	0.70	B108	111.0	1.00	B175	178.0	1.50
B21	5L230	23.0	0.40	B64	5L670	67.0	0.70	B109	112.0	1.00	B177	180.0	1.50
B22	5L240	24.0	0.40	B65	5L680	68.0	0.70	B110	113.0	1.10	B180	183.0	1.50
B23	5L250	25.0	0.40	B66	5L690	69.0	0.70	B111	114.0	1.10	B182	185.0	1.50
B24	5L260	26.0	0.40	B67	5L700	70.0	0.70	B112	115.0	1.10	B184	187.0	1.50
B25	5L270	27.0	0.40	B68	5L710	71.0	0.70	B113	116.0	1.15	B188	191.0	1.80
B26	5L280	28.0	0.40	B69	5L720	72.0	0.70	B114	117.0	1.20	B190	193.0	1.90
B27	5L290	29.0	0.40	B70	5L730	73.0	0.70	B115	118.0	1.20	B192	195.0	2.00
B28	5L300	30.0	0.40	B71	5L740	74.0	0.70	B116	119.0	1.20	B195	198.0	2.00
B29	5L310	31.0	0.40	B72	5L750	75.0	0.70	B118	121.0	1.20	B197	200.0	2.00
B30	5L320	32.0	0.40	B73	5L760	76.0	0.70	B120	123.0	1.20	B204	207.0	2.00
B31	5L330	33.0	0.40	B74	5L770	77.0	0.70	B122	125.0	1.20	B205	208.0	2.00
B32	5L340	34.0	0.40	B75	5L780	78.0	0.70	B123	126.0	1.20	B210	213.0	2.00
B33	5L350	35.0	0.40	B76	5L790	79.0	0.70	B124	127.0	1.20	B215	217.0	2.10
B34	5L360	36.0	0.40	B77	5L800	80.0	0.80	B125	128.0	1.20	B221	223.0	2.25
B35	5L370	37.0	0.40	B78	5L810	81.0	0.80	B126	129.0	1.20	B223	225.0	2.25
B36	5L380	38.0	0.40	B79	5L820	82.0	0.80	B127	130.0	1.20	B224	226.0	2.30
B37	5L390	39.0	0.40	B80	5L830	83.0	0.80	B128	131.0	1.30	B225	227.0	2.30
B38	5L400	40.0	0.40	B81	5L840	84.0	0.80	B130	133.0	1.30	B228	230.0	2.30
B39	5L410	41.0	0.40	B82	5L850	85.0	0.80	B131	134.0	1.30	B229	231.0	2.30
B40	5L420	42.0	0.40	B83	5L860	86.0	0.80	B132	135.0	1.30	B234	236.0	2.30
B41	5L430	43.0	0.40	B84	5L870	87.0	0.80	B133	136.0	1.30	B237	239.0	2.30
B42	5L440	44.0	0.40	B85	5L880	88.0	0.80	B134	137.0	1.30	B240	242.0	2.30
B43	5L450	45.0	0.40	B86	5L890	89.0	0.80	B135	138.0	1.30	B248	250.0	2.30
B44	5L460	46.0	0.40	B87	5L900	90.0	0.80	B136	139.0	1.30	B253	255.0	2.30
B45	5L470	47.0	0.40	B88	5L910	91.0	0.80	B138	141.0	1.30	B255	257.0	2.30
B46	5L480	48.0	0.40	B89	5L920	92.0	0.80	B140	143.0	1.30	B259	261.0	2.30
B47	5L490	49.0	0.50	B90	5L930	93.0	0.90	B141	144.0	1.30	B265	267.0	2.30
B48	5L500	50.0	0.50	B91	5L940	94.0	0.90	B142	145.0	1.30	B270	272.0	2.30
B49	5L510	51.0	0.50	B92	5L950	95.0	0.90	B144	147.0	1.40	B276	278.0	2.70
B50	5L520	52.0	0.50	B93	5L960	96.0	0.90	B147	150.0	1.40	B285	287.0	2.70
B51	5L530	53.0	0.50	B94	5L970	97.0	0.90	B148	151.0	1.40	B292	294.0	2.70
B52	5L540	54.0	0.50	B95	5L980	98.0	0.90	B150	153.0	1.50	B293	295.0	2.70
B53	5L550	55.0	0.50	B96	5L990	99.0	0.90	B152	155.0	1.50	B300	302.0	2.70
B54	5L560	56.0	0.50	B97	5L1000	100.0	0.90	B153	156.0	1.50	B315	317.0	2.90
B55	5L570	57.0	0.50	B98	5L1010	101.0	0.90	B154	157.0	1.50	B330	332.0	2.90
B56	5L580	58.0	0.60	B99	5L1020	102.0	1.00	B155	159.0	1.50	B333	335.0	2.90
B57	5L590	59.0	0.60	B100		103.0	1.00	B157	160.0	1.50	B345	347.0	3.00
B58	5L600	60.0	0.60	B101		104.0	1.00	B158	161.0	1.50	B360	362.0	3.20
B59	5L610	61.0	0.60	B102		105.0	1.00	B162	165.0	1.50	B394	396.0	4.00
B60	5L620	62.0	0.60	B103		106.0	1.00	B163	166.0	1.50	B433	435.0	4.20
B61	5L630	63.0	0.60	B104		107.0	1.00	B165	168.0	1.50	B472	474.0	4.60
B62	5L640	64.0	0.70	B105		108.0	1.00	B168	171.0	1.50			
	5L650	65.0	0.70	B106		109.0	1.00	B170	173.0	1.50			
				B107		110.0	1.00	B173	176.0	1.50			

"C" SECTION 0.88" TOP WIDTH x 0.53" THICKNESS x 40° ANGLE

● Note - For C Section, add 4 inches for outside length - Example: C41 + 4 inches = 45" approximate outside length

Belt Number	Outside Length (in.)	Approx. Weight (lbs.)	Belt Number	Outside Length (in.)	Approx. Weight (lbs.)	Belt Number	Outside Length (in.)	Approx. Weight (lbs.)	Belt Number	Outside Length (in.)	Approx. Weight (lbs.)
C41	45.0	0.80	C81	85.0	1.30	C130	134.0	2.40	C200	204.0	3.50
C43	47.0	0.80	C83	87.0	1.30	C132	136.0	2.40	C202	206.0	3.60
C45	49.0	0.80	C85	89.0	1.40	C134	138.0	2.40	C204	208.0	3.60
C46	50.0	0.80	C86	90.0	1.40	C136	140.0	2.40	C207	211.0	3.65
C47	51.0	0.80	C87	91.0	1.40	C138	142.0	2.40	C208	212.0	3.65
C48	52.0	0.80	C88	92.0	1.40	C140	144.0	2.40	C210	214.0	3.70
C50	54.0	0.90	C90	94.0	1.40	C141	145.0	2.40	C220	222.0	3.70
C51	55.0	0.90	C92	96.0	1.40	C142	146.0	2.40	C225	227.0	4.40
C52	56.0	0.90	C93	97.0	1.40	C143	147.0	2.40	C228	230.0	4.40
C53	57.0	0.90	C94	98.0	1.50	C144	148.0	2.40	C238	240.0	4.80
C54	58.0	0.90	C96	100.0	1.50	C148	152.0	2.60	C240	242.0	4.80
C55	59.0	1.00	C97	101.0	1.80	C150	154.0	2.60	C245	247.0	5.00
C56	60.0	1.02	C98	102.0	1.80	C152	156.0	2.60	C246	248.0	5.00
C57	61.0	1.04	C99	103.0	1.80	C153	157.0	2.60	C248	250.0	5.00
C58	62.0	1.06	C100	104.0	1.90	C154	158.0	2.70	C255	257.0	5.00
C59	63.0	1.08	C101	105.0	1.90	C155	159.0	2.70	C270	272.0	5.40
C60	64.0	1.10	C102	106.0	1.90	C156	160.0	2.70	C276	278.0	5.40
C62	66.0	1.10	C103	107.0	1.90	C158	162.0	2.70	C280	282.0	5.50
C63	67.0	1.10	C104	108.0	1.90	C159	163.0	2.70	C285	287.0	5.60
C64	68.0	1.10	C105	109.0	1.90	C160	164.0	2.70	C297	299.0	5.60
C65	69.0	1.10	C106	110.0	1.90	C162	166.0	2.70	C300	302.0	5.60
C66	70.0	1.10	C108	112.0	1.90	C166	170.0	2.70	C303	305.0	5.60
C67	71.0	1.10	C109	113.0	1.90	C168	172.0	2.70	C314	316.0	5.60
C68	72.0	1.10	C110	114.0	1.90	C172	176.0	3.00	C315	317.0	5.60
C69	73.0	1.15	C112	116.0	2.00	C173	177.0	3.00	C330	332.0	5.70
C70	74.0	1.20	C115	119.0	2.00	C175	179.0	3.00	C345	347.0	6.60
C72	76.0	1.20	C116	120.0	2.00	C177	181.0	3.10	C360	362.0	7.00
C73	77.0	1.20	C118	122.0	2.00	C180	184.0	3.20	C390	392.0	7.40
C75	79.0	1.20	C120	124.0	2.10	C185	189.0	3.20	C420	422.0	7.80
C78	82.0	1.20	C124	128.0	2.20	C188	192.0	3.20	C480	482.0	7.90
C79	83.0	1.20	C126	130.0	2.25	C190	194.0	3.20			
C80	84.0	1.20	C128	132.0	2.30	C195	199.0	3.40			

V-BELTS



"D" SECTION 1.25" TOP WIDTH x 0.75" THICKNESS x 40° ANGLE

● **Note** - For D Section, add 5 inches for outside length - Example: D90 + 5 inches = 95" approximate outside length

Belt Number	Outside Length (in.)	Approx. Weight (lbs.)	Belt Number	Outside Length (in.)	Approx. Weight (lbs.)	Belt Number	Outside Length (in.)	Approx. Weight (lbs.)	Belt Number	Outside Length (in.)	Approx. Weight (lbs.)
D90	95.0	3.40	D171	176.0	6.40	D270	273.0	10.00	D420	423.0	15.80
D105	110.0	4.00	D173	178.0	6.50	D285	288.0	10.70	D441	444.0	16.50
D115	120.0	4.30	D180	185.0	6.80	D300	303.0	11.20	D450	453.0	16.95
D120	125.0	4.50	D195	200.0	7.30	D315	318.0	11.80	D480	483.0	18.10
D128	133.0	4.80	D205	210.0	7.90	D330	333.0	12.40	D540	543.0	20.20
D132	137.0	5.00	D210	215.0	8.40	D345	348.0	12.60	D600	603.0	22.40
D136	141.0	5.20	D225	228.0	8.40	D355	358.0	13.00	D660	663.0	24.80
D144	149.0	5.40	D240	243.0	9.00	D360	363.0	13.50			
D158	163.0	6.00	D248	251.0	9.00	D390	393.0	14.60			
D162	167.0	6.10	D255	258.0	9.50	D394	397.0	14.80			

"E" SECTION 1.5" TOP WIDTH x 1" THICKNESS x 40° ANGLE

● **Note** - For E Section, add 6 inches for outside length - Example: E144 + 6 inches = 150" approximate outside length

Belt Number	Outside Length (in.)	Approx. Weight (lbs.)	Belt Number	Outside Length (in.)	Approx. Weight (lbs.)	Belt Number	Outside Length (in.)	Approx. Weight (lbs.)	Belt Number	Outside Length (in.)	Approx. Weight (lbs.)
E144	150.0	9.30	E225	231.0	13.00	E310	316.0	17.60	E420	426.0	23.80
E180	186.0	9.30	E240	246.0	13.50	E330	336.0	18.80	E441	447.0	25.00
E195	201.0	10.00	E270	276.0	15.30	E360	366.0	20.40	E460	466.0	26.00
E210	216.0	12.00	E300	306.0	17.00	E390	396.0	22.10	E480	486.0	28.00

